

Suncorp WealthSmart™

Member Booklet

Issued 30 November 2010



About this booklet

This booklet provides further information to the Suncorp WealthSmart Personal Super & Pension Product Disclosure Statement issued 30 November 2010 and the Suncorp WealthSmart Business Super Product Disclosure Statement issued 30 November 2010. The information contained in this booklet is of a general nature only and doesn't constitute financial advice. We haven't taken into consideration the personal objectives, circumstances or financial needs of any individual. Before deciding to open an account or continuing to hold an interest, you should consider how the information contained in this booklet relates to your own situation. We recommend that you speak to an adviser who will be able to help you with your investment and insurance decisions.

If you're interested in Suncorp WealthSmart Personal Super & Pension, you should read this booklet together with the Product Disclosure Statement (PDS) for Suncorp WealthSmart Personal Super & Pension before making any investment decisions. If you're interested in Suncorp WealthSmart Business Super, you should read this booklet together with the PDS for Suncorp WealthSmart Business Super before making any investment decisions. Unless otherwise stated, terms in the Suncorp WealthSmart Personal Super & Pension PDS and the Suncorp WealthSmart Business Super PDS have the same meaning in this booklet.

You can get a copy of this booklet, the Suncorp WealthSmart Personal Super & Pension PDS and the Suncorp WealthSmart Business Super PDS from our website at suncorp.com.au or for a printed version you can call us on 13 11 55 and ask for 'Super'. In this PDS 'you' and 'member' means a member of Suncorp WealthSmart.

Suncorp Portfolio Services Limited (Trustee) (ABN 61 063 427 958, AFSL 237905, RSE Licence No L0002059), Asteron Life Limited (insurer) (ABN 64 001 698 228, AFSL 237903) and Suncorp Life & Superannuation Limited (SLSL) (ABN 87 073 979 530, AFSL 229880) are related bodies corporate of Suncorp-Metway Limited (Suncorp) (ABN 66 010 831 722, AFSL 229882). The obligations of the Trustee, the insurer and SLSL aren't guaranteed by any other company within the Suncorp Group. Except as otherwise stated in the Suncorp WealthSmart Personal Super & Pension PDS, the Suncorp WealthSmart Business Super PDS and this booklet, Suncorp and its subsidiaries don't guarantee the repayment of capital invested in or the investment performance of this product. This product isn't a bank deposit or liability and is subject to investment risk including possible delay in repayment and loss of the interest and principal invested.

The Trustee is the issuer of this booklet and takes responsibility for its contents. Investment option information is provided by the investment managers which includes their objectives, strategies, asset allocations, investment fees and buy/sell spreads. The investment managers have consented to the publication of this information in this booklet and haven't withdrawn their consent at the time of its preparation. They take no responsibility for any other information in this booklet.

Suncorp WealthSmart Personal Super (SPIN RSA0004AU), Suncorp WealthSmart Pension (SPIN RSA0002AU) and Suncorp WealthSmart Business Super (SPIN RSA0003AU) (Suncorp WealthSmart) are part of the Suncorp Master Trust (Fund) (ABN 98 350 952 022, RSE Fund Registration No. R1056655). If you print an electronic copy, please ensure you print all pages. The Trustee reserves the right to refuse or reject an application for membership or insurance. Insurance cover offered through Suncorp WealthSmart is provided by the insurer in a policy issued to the Trustee. This policy is a non-participating policy. As a result you don't have any right to any surplus in the statutory fund.

Contents

| Section | Page |
|-------------------------------------|------|
| Contributing to Suncorp WealthSmart | 2 |
| Managing your account | 6 |
| Accessing your benefits | 9 |
| Investment information | 11 |
| Insurance features | 44 |
| The facts on tax | 51 |

Contributing to Suncorp WealthSmart



Super strategies

For many Australians, the reality is that relying on the 9% of salary contributed by their employer to super won't be enough to provide them with the lifestyle they seek in retirement. That's why the Government has put in place a number of initiatives to encourage you to save more for your retirement.

The following snapshots give you a flavour of these super boosting strategies. For more information on how these strategies can work for you, speak to your adviser.

Salary sacrifice

Putting a portion of your pre-tax salary into your super is one of the most powerful and tax-efficient ways to boost your Suncorp WealthSmart account. Rather than paying income tax which can be up to 46.5%, you'll generally only pay 15% tax on these contributions. And because these contributions aren't considered salary for tax purposes, salary sacrificing can potentially reduce your overall taxable income.

Government co-contributions

If you're earning less than \$61,920 pa, you can take advantage of the Government co-contributions scheme by making personal after-tax contributions.

For example, if you earn less than \$31,920 pa and you make a \$1,000 after-tax contribution, the Government will contribute the maximum \$1,000 to your retirement savings. The Government's contribution decreases for those on higher incomes.

Spouse contributions

Having your spouse contribute to your super is a great way to work towards your retirement goals. By making a contribution on your behalf, your spouse may be entitled to a tax offset of up to \$540 which can be claimed through their personal tax return. The offset is equal to 18% of a maximum contribution of \$3,000 pa (in this case, \$540).

Contribution splitting

You can direct up to 85% of any concessional contributions made in the previous financial year, from your account to your spouse's account. Your spouse must be under age 65 and must not have met a condition of release.

Self-employed?

As a self-employed person, you can't rely on superannuation guarantee (SG) contributions to help you save for your retirement. The good news is if you're self-employed or substantially self-employed, you may be able to claim a tax deduction for personal contributions if you're under age 75. All the more reason to contribute extra to your super!

You can claim a tax deduction on all contributions you make. To be eligible for this deduction, less than 10% of your assessable income can come from an employer.

If you've made personal contributions into your account, we'll send you a notice at the end of the financial year. This is known as a s290-170 notice of intent to deduct (formerly a s82AAT notice). If you wish to claim a tax deduction, simply complete the notice and send it back to us. We'll take care of the rest and will let you know what information you'll need to claim a tax deduction.

Who can contribute?

Personal circumstances, such as your age and employment status, determine who can open an account and contribute to super.

| | |
|---------|--|
| Super | <p>You can open a Suncorp WealthSmart Super account if you're:</p> <ul style="list-style-type: none"> • receiving SG or certain Award employer contributions at any age. <p>You can make contributions into your Suncorp WealthSmart Super account if you're:</p> <ul style="list-style-type: none"> • under age 65 • age 65 to 74 and have worked at least 40 hours in a consecutive 30-day period within the current financial year. |
| Pension | <p>You can open a Suncorp WealthSmart Pension account if you:</p> <ul style="list-style-type: none"> • have reached your preservation age and wish to access your preserved benefits through the transition to retirement feature within Suncorp WealthSmart Pension. To find your preservation age, please see 'Your preservation age' on page 10. • have reached your preservation age and have ceased gainful employment and never intend to work 10 hours or more in a week • are age 60 to 64 and have retired or since turning 60 have resigned from or changed your employment • are age 65 and over • are permanently incapacitated • have a superannuation lump sum consisting entirely of unrestricted non-preserved benefits • are still able to contribute to super but meet an immediate condition of release. <p>For more information on these conditions, please see 'When have you met a condition of release?' on page 10 of this booklet.</p> <p>Once your account is established, you can't add any further money.</p> |

Contributing to Suncorp WealthSmart continued

What types of contributions are accepted?

Contributions fit into one of two categories, both of which are subject to caps on the amount you may contribute in a financial year:

- concessional contributions
- non-concessional contributions.

We also accept transfers from other super funds.

| | Concessional contributions | Non-concessional contributions |
|--|---|--|
| Types accepted | <ul style="list-style-type: none"> • Compulsory employer (SG and Award) • Personal (deductible) • Salary sacrifice • Voluntary employer. | <ul style="list-style-type: none"> • Spouse • Personal (after tax) • Government co-contributions. |
| 2010/11 financial year caps | <ul style="list-style-type: none"> • \$25,000 if you're under age 50 <p>Indexed for future years each 1 July but only increases in multiples of \$5,000.</p> <ul style="list-style-type: none"> • \$50,000 if you've turned 50 or over in the financial year. | <p>\$150,000</p> <p>This cap is always six times the concessional contributions cap, increasing whenever that does.</p> <p>If you're under age 65, you can contribute up to three times the cap (currently \$450,000) in a single year by combining some future years' entitlements.</p> <p>Government co-contributions are exempt from the cap.</p> |
| What happens if you contribute amounts above the caps? | <p>Depending upon the circumstances, you'll pay additional tax or the contributions will be rejected.</p> <p>For further tax information, please see 'The facts on tax' section on page 51 of this booklet.</p> | |

It's easy to contribute

Contributing to Suncorp WealthSmart is easy with a range of flexible methods.

Direct debit

You, your spouse and your employer can conveniently contribute to your Suncorp WealthSmart account on a regular basis by setting up a direct debit facility. There's a minimum \$100 per month for you or your spouse per contribution. There's no minimum for direct debits made by your employer.

Deductions from the nominated bank account are made on or around the 1st of the relevant month. You can change or cancel this arrangement at any time and we must receive your request on or before the 25th of the month for it to be effective for the next scheduled direct debit.

BPAY®

BPAY® allows you to contribute from your savings or credit card account by phone or internet. You'll need your Suncorp WealthSmart Customer Reference Number (CRN) and the BPAY® code for the type of contribution you wish to make. Your CRN is included in the welcome letter you'll receive after joining Suncorp WealthSmart or you can find it anytime by logging into your account online.

If your employer or spouse is contributing to your account by BPAY®, you'll need to provide them with the relevant biller code and your CRN.

| Contribution type | Biller code |
|---------------------------|-------------|
| Personal contribution | 787275 |
| Spouse contribution | 787283 |
| Employer salary sacrifice | 787317 |
| Employer SG and Award | 787309 |
| Employer voluntary | 787291 |

Cheque

Please make cheques payable to 'Suncorp Portfolio Services Limited – <your account name>' and send it with an additional investment form to us at:

Suncorp WealthSmart™
 GPO Box 2585
 Brisbane QLD 4001

Visit a Suncorp branch

Pop into a Suncorp branch, where we accept cheques, cash deposits or transfers from your other Suncorp accounts. Simply fill out a Suncorp WealthSmart deposit slip which is available from our website.






Contributing to Suncorp WealthSmart is easy, with a range of flexible methods.



Managing your account

It's easy to manage your Suncorp WealthSmart account via the following transaction options.

The table below answers some questions you may have and helps you identify the choice of options available for each transaction. All forms are available from our website at suncorp.com.au

| How do you..? | What form do you need to use? | Transaction options | | | | |
|--|---|---|---|---|---|---|
| | |  |  |  |  |  |
| Apply for insurance cover | Insurance application form | ✓ | ✓ | - | - | - |
| Change your investment options | Investment change form | ✓ | - | - | ✓ | ✓ |
| Add or amend the auto-rebalancing service | Investment change form | ✓ | - | - | ✓ | ✓ |
| Set up or change a regular contribution plan | Direct Debit Request form | ✓ | - | - | ✓ | - |
| Change your address | Change of details form | ✓ | - | ✓ | ✓ | ✓ |
| Change your name | Change of details form | ✓ | ✓ | - | - | - |
| Change your bank account details | Direct Debit Request form | ✓ | ✓ | - | - | - |
| Change your pension payment and bank account details | Change of details form | ✓ | ✓ | - | - | - |
| Transfer funds from another super provider | Transfer authority form | ✓ | ✓ | - | - | - |
| Make a withdrawal | Withdrawal form | ✓ | - | - | ✓ | - |
| Nominate a pension payment strategy | Investment change form | ✓ | - | - | ✓ | ✓ |
| Nominate or change your death beneficiary | Non-lapsing death benefit nomination form | ✓ | ✓ | - | ✓ | - |
| Provide your TFN | Change of details form | ✓ | - | ✓ | ✓ | ✓ |
| Appoint an authorised representative | Authorised representative form | ✓ | - | - | ✓ | - |
| Cancel a request | Put your request in writing | ✓ | - | - | ✓ | - |



by mail: Suncorp WealthSmart™
GPO Box 2585
Brisbane QLD 4001



by phone: 13 11 55 and ask for 'Super'
Monday to Friday, 8am to 6pm (Brisbane time)



by fax: 1300 172 693



online: Log on to Suncorp WealthSmart online at suncorp.com.au



We must receive an original ink signature

Our service standards

We're committed to delivering consistent, superior service. Our service standards apply from when we receive your complete instructions in our Sydney office. If we receive a complete investment transaction request from you by 12pm (Sydney time) on a business day, you'll receive the unit price effective for the investment option for that day.

If we receive a completed investment transaction request after 12pm on a business day, we'll process the request using the investment option unit prices for the following business day.

The 12pm cut-off applies to all contributions, switches and withdrawal requests.

Generally, we aim to process requests within four business days.

We strive to consistently meet our service standards, however the unit price used to process your transactions

may differ from the effective unit price for that day or processing your transactions may be delayed in some circumstances including:

- incomplete or incorrect information from you
- a delay in confirmation or payment from an external investment manager
- carrying out the transaction may materially impact other members
- us receiving a direction from a lawful authority to suspend or amend the transaction
- the investment manager suspending redemptions from your underlying investment
- the proximity to the end of the financial year
- any other delays in redeeming assets.

We may from time to time review our service standards.

Please also refer to 'Unit pricing delays' on page 13.

Managing your account continued

Terms and conditions for accepting faxes

We'll accept faxed instructions on our relevant forms. Before using this option, there are a few things you need to know, like:

- we're not responsible to you for any loss resulting from any fraudulently completed request
- we're not responsible to you for any loss suffered by you because we process a fax that has been corrupted during transmission
- we won't compensate you for any losses arising from the use of this facility
- we'll be released and indemnified by you against any liabilities as a result of acting on any faxed communication received in relation to your account.

Auto-rebalancing

Keeping track of movements in your investment options can be a time consuming task. Over time, variances in investment performance may result in your investment options moving away from the percentages nominated in your original investment selection.

By using the auto-rebalancing service, you can choose to have your investment options rebalanced in line with your future investment strategy on a regular basis without having to constantly monitor your account. You can choose to have your account rebalanced each:

- quarter (March, June, September, December)
- half-year (June and December) or
- year (June).

Rebalancing takes effect on or around the 22nd of the month.

For example, you invest 50% in Option A and 50% in Option B and you want to maintain this investment strategy. Over time, your actual investment allocation may change to 40% in Option A and 60% in Option B as a result of movements in the unit price. Your account will then be automatically rebalanced to your investment strategy (50% in Option A and 50% in Option B) at the frequency you select.

Please note that if you select the auto-rebalancing service on your pension account, your investments will be rebalanced in line with your pension payment strategy.

Nominating your beneficiaries

Have certainty over who will receive your death benefits by nominating a dependant.

Who is a dependant?

You can only nominate your estate or your dependants to receive your death benefits. A dependant under super law includes:

- spouse (legal and de facto)
- child (any age)
- person in an interdependency relationship with you
- financial dependant.

Non-lapsing nomination

A non-lapsing death benefit nomination allows you to nominate your dependants and/or your estate to receive part or all of your death benefit (including any insurance benefit). We must pay the benefit to your beneficiaries when you die (provided your nomination is valid at the time).

For your nomination to be valid:

- each beneficiary must be a dependant and/or your legal representative at the time of your death
- if there is more than one beneficiary, the apportionment of your benefit must be clear and add up to 100%
- two adult witnesses who aren't beneficiaries must witness and sign the nomination.

While your nomination is non-lapsing, it's still a good idea to keep it up to date. We recommend you review your nomination whenever you experience a change in circumstances such as marriage, divorce, birth of a child or when a beneficiary ceases to be a dependant.

Child pension nomination

The child pension is an extension of the non-lapsing death benefit nomination. You can nominate your child under age 18 to receive an income stream paid from your benefits when you die. You can restrict your child from accessing their account until a pre-determined age. However the pension must be paid out as a lump sum when the child reaches age 25, unless they're incapacitated.

Reversionary nomination (available to pensions only)

A reversionary nomination allows your nominated beneficiary to tax-effectively continue to receive your pension payments when you die. You can only nominate a reversionary beneficiary at the time you apply for the Suncorp WealthSmart Pension by completing the relevant section of the application form. You can't add or change a reversionary beneficiary other than by stopping your current pension and starting a new one.

Accessing your benefits



When can you withdraw from your Suncorp WealthSmart Super account?

Super is a long-term investment designed to help you save for your retirement. Government legislation defines when you can access your super benefits. You can only access your super benefits before your preservation age (see page 10) under certain circumstances. However, you can transfer to another complying super fund at any time.

What can you access?

| | |
|-------------------------------------|--|
| Preserved benefits | These benefits can only be accessed once you have satisfied a condition of release, set out in the table on page 10. |
| Restricted non-preserved benefits | These benefits can be accessed under the same conditions of release as your preserved benefits, but can also be paid to you when you leave the employer who made the contributions for you. Generally, restricted non-preserved benefits arise from personal contributions made to an employer fund from 1 July 1983 up to 30 June 1999, and for which you couldn't claim a tax deduction. |
| Unrestricted non-preserved benefits | These benefits are fully accessible at any time. |

Accessing your benefits continued

When have you met a condition of release?

You'll be able to access your preserved benefits if you satisfy one of the following conditions:

| Condition of release | Preserved benefits |
|--|---|
| Permanent retirement from the workforce (after reaching your preservation age) | All |
| Leaving your employer after turning age 60 | All |
| Reaching age 65 | All |
| Permanent incapacity | All |
| Severe financial hardship | You may be limited to one lump sum payment between \$1,000 and \$10,000 within a 12-month period depending on your circumstances. |
| Compassionate grounds | You'll need to make an application to the Australian Prudential Regulatory Authority (APRA) to have your benefits released. The amount you receive is determined by APRA. |
| Eligible temporary residents departing Australia | All |
| Termination of your employment with the employer who contributed for you | You can access your preserved benefits if the amount is less than \$200. |
| Reaching preservation age and using your benefits to start a non-commutable pension (transition to retirement) | Up to 10% of your account balance in the form of an income stream each year unless you meet another condition of release such as retirement. |
| Lost member who is found and have less than \$200 in your account | All |
| Temporary incapacity | You can access an amount as long as it doesn't exceed your income level before becoming temporarily incapacitated. You can only receive the payments as a non-commutable income stream. |
| Terminal illness | All |
| Death | All |

Your preservation age

Your preservation age is based on when you were born and determines when you can access some of your benefits.

| Date of birth | Preservation age |
|----------------------------|------------------|
| Before 1 July 1960 | 55 |
| 1 July 1960 – 30 June 1961 | 56 |
| 1 July 1961 – 30 June 1962 | 57 |
| 1 July 1962 – 30 June 1963 | 58 |
| 1 July 1963 – 30 June 1964 | 59 |
| After 30 June 1964 | 60 |

How do you withdraw from your Suncorp WealthSmart Pension account?

You can access your benefits at any time and can choose to receive pension payments or lump sum payment amounts. However, if you're under age 65 and transitioning to retirement, you can't make lump sum withdrawals.

Investment information

What are the risks?

Like any investment, super is subject to risks. The biggest risk is that you won't have enough money to meet your retirement needs. This can happen where an investment decreases in value but also where monies are invested conservatively in investment options which provide more stable but lower long-term returns. For most people super is a long-term investment – be sure you speak with your adviser to see what's right for you.

Some of the risks that may affect your investments in Suncorp WealthSmart are set out below. We regularly monitor these risks for their impact on the investment menu as a whole, but it's a good idea for you and your adviser to consider what they might mean for you.

| Risk type | What is it? |
|-------------------------|--|
| Market risk | This can arise due to changes in government or economic policy, interest rates and exchange rates, market sentiment, global events, technological change, environmental conditions or changes in legislation. |
| Investment options risk | Investment professionals or teams and the strategies they adopt may change, which may not be in line with your expectations when you first invested. It's also possible an investment option may be terminated. |
| Liquidity risk | This arises where an investment can't be easily converted into cash or disposed of at market value, at a time when it's needed. |
| Credit risk | This is where someone doesn't meet their obligations to, or relating to, the investment option. For example, it includes the risk that we or an underlying investment manager are unable to make payments. |
| Inflation risk | If inflation exceeds an investment's return, it'll reduce the purchasing power of the assets. Inflation risk is more common in low risk investments, which generally fluctuate less, but potentially provide lower long-term returns. |
| Currency risk | International investments can be affected by changes in the value of the Australian dollar relative to other currencies that the investment option is invested in. Their value can rise and fall, depending on the value of the Australian dollar. Generally, a fall in the value of the Australian dollar will lead to an increase in the value of an unhedged international investment and vice versa. Hedging can be used by investment managers to either minimise losses or maximise returns on these currency fluctuations. They can do this by investing in financial instruments such as futures, swaps and other derivatives. |
| Derivatives risk | Derivatives are securities that derive their value from another security. Commonly known derivatives include futures and options. Derivatives can be used to manage risks in a portfolio or to leverage a portfolio in the hope of generating greater returns. The risks of using derivatives include that they may be costly or difficult to reverse and their value may not move in line with that of the underlying security. |
| Gearing risk | Gearing involves borrowing money to invest in an asset. Geared investment options are internally geared, meaning the investment option borrows the money, rather than you. The cost of borrowing, including interest rates, and the level of gearing influence returns on a geared investment. Geared investment options experience larger fluctuations in their investment returns when compared to non-geared investment options, and they have the corresponding potential to suffer greater losses if there is a market downturn. |
| Changes in law | Changes in super and tax legislation may occur. This could affect when you can access your benefits and how they'll be treated upon withdrawal. We'll inform you of any changes we think are likely to affect your investment. Generally, we do this through the annual report. |

Investment information continued

Reduce risk via diversification

The most common way to reduce your risk is by diversification, or 'not putting all your eggs in the one basket'.






Suncorp WealthSmart can help you diversify your investments:

- Across asset classes.**
 You can invest in a range of asset classes, including domestic and international shares, domestic and international fixed interest, domestic and international property, cash and alternative assets.
- Within an asset class.**
 You can invest in different markets, different sectors or different investment styles, within the one asset class.
- Across investment managers.**
 With a choice of quality investment managers to select from, you can invest with different investment managers of differing investment styles.

Understanding the asset classes

Each investment option is invested into what are called 'underlying assets'. These underlying assets have different characteristics and may be either income assets or growth assets or a combination of both.

- Income assets include such things as cash and fixed interest, which provide income returns in the form of interest.
- Growth assets include property, shares and alternative assets, which provide for investment returns comprising both capital growth (increase in value of the investment) and income.

| Asset class | Risk level | Potential return | What is it? |
|---|------------|------------------|--|
|  Cash | Low | Low | Cash is the most secure of all the asset classes. Returns are stable with a low potential for capital loss. |
|  Fixed interest | Medium | Medium | Fixed interest is a relatively conservative asset class. It generally refers to investments such as bonds, debentures and other hybrid securities. Fixed interest investments generally aim to provide returns higher than that of cash but with a low degree of fluctuations of returns. |
|  Property | High | High | Property is a growth asset with greater risk of fluctuation in returns than cash or fixed interest. Historically, property has had lower variability of returns than shares. |
|  Shares | High | High | Shares represent a part ownership in a company. Shares are considered to be riskier than cash or property, as their value tends to fluctuate the most. However, historically over the long term, returns from shares have outperformed those of other asset classes and are traded both on domestic and international sharemarkets. Returns from the ownership of shares combine both the income received (dividends) and growth (capital gains) through the increase in the share price. The value of international shares may also be affected by fluctuations in the exchange rate. |
|  Alternative assets | Very high | Very high | Alternative assets are investments that are not classified or may not be correlated to the traditional asset classes of cash, fixed interest, property or shares. Typically they may involve investments in asset classes (eg gold, infrastructure or private equity) or investment strategies (eg financial instruments such as exchange traded or Over The Counter (OTC) derivatives, or trading techniques) that aren't liquid and require specialised skills to manage. |

Unit prices

For all investment options except the Suncorp Traditional Capital Guaranteed Fund, your account balance is derived from the value of a number of underlying units, each of which represents a part holding in an investment option and over time moves up or down.

Buying units

When you invest in an investment option, units in your chosen investment option are allocated to you. The number of units allocated will depend on the entry price of the units at the time you invest, and the amount of money you invest.

Selling units

We may sell units from your investment options to pay for taxes, insurance premiums (if applicable) and certain fees or charges. We also sell units when you request a cash withdrawal or transfer to another super fund. When we sell units in an investment option, the number of units sold depends on the exit price of the units at that time.

Switching between investment options

If you request a switch, we'll sell units from one investment option and use the proceeds to buy units in the other investment option. You'll receive the exit price for any units that are sold and the entry price for units that are bought. A buy/sell spread may also be applied to cover transaction costs.

How are unit prices calculated?

Unit prices are generally calculated daily and reflect the value of the underlying assets of the investment option after taking into account income entitlements, investment fees, taxes and other expenses and liabilities that are considered appropriate. This underlying asset value is divided by the number of units on issue to arrive at the price per unit. Buy or sell spreads are then applied to this price per unit to calculate the entry and the exit prices, respectively. Like the values of the underlying investments, the price of units can therefore move up and down.

The daily unit price for each Suncorp WealthSmart investment option (except for the Suncorp Bank Deposit Fund and the Suncorp Traditional Capital Guaranteed Fund) is quoted on our website. The Suncorp Bank Deposit Fund has a fixed unit price of \$1 and the Suncorp Traditional Capital Guaranteed Fund is not unit priced. You can find information about the calculation of performance for these investment options on page 14.

Unit pricing delays

We may suspend unit pricing where in our opinion:

- a significant event or incident occurs that has the potential to affect investment markets
- an event occurs that has the potential to affect unit prices
- an external investment manager closes the underlying investment to applications and withdrawals
- the unit prices calculated have the potential to prejudice specific investors.

How is investment performance calculated?

Investment performance lets you see how your investment is going.

Investment performance is generally calculated net of taxes and ongoing fees such as the administration fee, member fee, performance fee, investment fee and expense recovery fee. This is in accordance with industry standards.

However, when calculating investment performance, we generally don't take into account contributions tax, entry fees, deferred entry fees, exit fees and any discretionary ongoing fees such as insurance premiums and adviser service fees. If we calculate the investment performance for an investment option in a way different from that set out above, we'll include an explanation of how investment performance is calculated for that investment option in the monthly Suncorp WealthSmart investment performance report which is available from our website. Please note past performance shouldn't be taken as an indication of future performance.

You should be aware that the investment performance information for the investment options may differ from the performance of the underlying investment managers. This may be due to:

- holding some assets in cash or short-term securities, for liquidity purposes
- provisions for tax and distribution of tax credits
- the fees and charges that apply
- a lag between when the underlying investment managers report their performance and when the value of the underlying investment option is reflected in the unit prices.

The Suncorp Bank Deposit Fund has a fixed unit price of \$1 and the Suncorp Traditional Capital Guaranteed Fund isn't unit priced. You can find information about the calculation of performance for these investment options on page 14.

Investment information continued

Suncorp Bank Deposit Fund

Suncorp Life & Superannuation Limited (SLSL) declares interest rates in arrears for this investment option on the 15th of each month for the preceding month.

Interest is then calculated on your daily account balance and credited to your account on the 15th of each month effective the last day of the previous month.

We use an interim interest rate to calculate interest on full withdrawals made before the interest rate is declared (including full switches to another investment option). The interim rate will be similar to the previous month's declared rate and can be changed by SLSL at any time.

The declared interest rates are determined based on several factors, including:

- the interest received from the underlying bank deposit investments
- expenses such as taxes, and other expenses incurred in managing the assets
- interim interest paid to exiting members.

Suncorp Traditional Capital Guaranteed Fund

SLSL declares interest rates in arrears for this investment option at 30 June each year. Interest is calculated on the daily account balance and credited to your account on 30 June each year.

An investment in the Suncorp Traditional Capital Guaranteed Fund provides a participating benefit. This means that the profits arising in respect of this option are allocated 80% to members and 20% to SLSL as shareholder.

SLSL guarantees that the interest credited to your account at 30 June each year won't be negative.

We use an interim interest rate to calculate interest on full withdrawals made before the interest rate is declared (including full switches to another investment option). The interim rate can be changed by SLSL at any time and will apply from the previous 1 July. The final declared rate on 30 June may be less than the interim rate that has applied during the past year.

The declared interest rates are determined based on several factors, including:

- the investment income received after an allowance for tax, including both realised and unrealised capital gains and losses
- transfers to and from reserves in order to smooth returns over time and provide for guarantees
- admin and investment fees
- expenses such as brokerage, stamp duty, taxes, and other expenses incurred in managing the assets.

Investing through Suncorp WealthSmart and investing directly

When you invest with Suncorp WealthSmart, we hold the investment on your behalf, instead of you holding it directly. There are differences in investing into an investment option through Suncorp WealthSmart as opposed to investing directly with the underlying investment manager. These include:

| | |
|---|--|
| Timing of information | An investment manager's PDS may have a different preparation date from this PDS and may include investment information effective as at different dates. |
| Differing returns | Investment returns based on unit prices as calculated for Suncorp WealthSmart are likely to differ from any returns in an investment manager's PDS or reports. This could be due to differences in investment fees, costs, taxes, and the timing impact of differences in transactions for the investment options offered within Suncorp WealthSmart relative to those for the investment manager's financial product. |
| Differing fees | The fees incurred when investing through Suncorp WealthSmart are likely to differ from the fees charged by the investment manager as a result of fees levied to administer Suncorp WealthSmart. |
| Minimum and maximum transaction amounts | An investment manager's PDS may set out minimum and maximum investment amounts. These don't apply to you when investing through Suncorp WealthSmart. |
| Tax implications | Suncorp WealthSmart is liable to pay tax for each investment option. The unit prices of investment options in Suncorp WealthSmart will reflect any applicable tax liability. |
| Receipt of reports | You won't receive reports directly from investment managers when you invest in Suncorp WealthSmart. |
| The rights to attend and vote at unit holder meetings | When you invest in Suncorp WealthSmart, you won't hold any rights to attend and vote at meetings of unit holders of the underlying financial product. |

Before you make any investment decisions, you should consider the relevant investment manager's PDS. You can download copies from our website or you can ask us for a printed version, free of charge.

The information in an investment manager's PDS may change from time to time. This means that when you make a contribution into an investment option, you may not have referred to the most recent PDS for that investment option. You may not therefore be aware of material changes or significant events that would be in the most recent PDS.

However, you can download from our website information about material changes or significant events that affect a matter in the underlying PDS. We'll provide this information as soon as practicable after the change or event takes place. You should therefore check our website each time you make an additional contribution to see whether any matter in the PDS has been affected by a materially adverse change or significant event.

What happens if an investment option is closed, suspended or terminated?

From time to time, investment options may be closed, suspended or terminated by an external investment manager or by us. This may happen where:

- the investment option is no longer offered by the investment manager
- the total amount of investor's money in the investment option has grown too large for the investment manager to continue with its current investment strategy
- laws change so that some investment types become no longer permissible
- we determine that it's in the best interests of the members
- the investment option may no longer be economically viable.

If an investment option is closed, suspended or terminated, this may cause delays in processing withdrawals and transfer requests. This delay may be more than 30 days and the unit price used to process your transaction may differ from the price applicable on the day you lodged your request.

Where an investment option is closed, suspended or terminated, we'll write to you in advance (where possible) to notify you of this change. You'll then be able to review your strategy, with the help of your adviser. Where we're unable to tell you in advance, we'll determine a replacement investment option (one that is comparable to your investment option) in which to invest your money until you've been able to review your investment strategy.

Related companies

We, Suncorp-Metway Limited (ABN 66 010 831 722, AFSL 229882), Tyndall Investment Management Limited (TIML) (ABN 99 003 376 252, AFSL 237563), Tasman Asset Management Limited (referred to as Tyndall) (ABN 34 002 542 038, AFSL 229664), Suncorp Metway Investment Management Limited (SMIML) (ABN 31 068 147 651, AFSL 229884), SLSL and Asteron Life Limited (ALL), and the Optimum Pooled Superannuation Trust (SFN 269 403 949) are part of the Suncorp Group.

Tyndall, TIML and SMIML provide investment services to us. The fees payable on investment options managed by TIML or SMIML are set out in the 'Suncorp WealthSmart investment menu' section starting on page 16. We don't deal with our related companies more favourably than we would with any other independent service provider.

The Fund invests through both the Optimum PST and a group investment policy with SLSL. The Optimum PST then invests in the underlying investment options including an insurance policy with ALL. SLSL currently invests in bank deposits issued by Suncorp-Metway Limited.

Investment information continued

Suncorp WealthSmart investment menu

For straightforward investing, you can pick any of the Suncorp diversified portfolios shown in the box below.

There's one to suit everyone – no matter what your risk profile. And for those who want to select their own mix of asset classes, there are 32 single sector investment options to choose from.

You can find more information about the Suncorp diversified portfolios on pages 18 and 19.

| Investment options | Type | Page |
|--|----------------|------|
| Diversified investment options | | |
| Secure | | |
| Suncorp Secure Portfolio | Multi-manager | 18 |
| Conservative | | |
| Suncorp Conservative Portfolio | Multi-manager | 18 |
| Balanced | | |
| Suncorp Balanced Portfolio | Multi-manager | 18 |
| Growth | | |
| Suncorp Growth Portfolio | Multi-manager | 19 |
| High growth | | |
| Suncorp High Growth Portfolio | Multi-manager | 19 |
| Single sector investment options | | |
| Cash | | |
| Suncorp Bank Deposit Fund | Single manager | 20 |
| Suncorp Term Deposit Fund | Single manager | 20 |
| Tyndall Capital Guaranteed Fund | Single manager | 20 |
| Australian fixed interest | | |
| Tyndall Australian Bond Fund | Single manager | 21 |
| Vanguard® Australian Fixed Interest Index Fund | Single manager | 21 |
| International fixed interest | | |
| Vanguard® International Fixed Interest Index Fund (Hedged) | Single manager | 21 |
| Diversified fixed interest | | |
| Macquarie Master Diversified Fixed Interest Fund | Multi-manager | 22 |
| Diversified income | | |
| Principal Global Strategic Income Fund | Single manager | 22 |

| Investment options | Type | Page |
|---|----------------|------|
| Australian property | | |
| RREEF Paladin Property Securities Fund | Single manager | 22 |
| Vanguard® Australian Property Securities Index Fund | Single manager | 23 |
| International property | | |
| Vanguard® International Property Securities Index Fund (Hedged) | Single manager | 23 |
| Australian shares | | |
| Ausbil Australian Active Equity Fund | Single manager | 23 |
| BT Wholesale Imputation Fund | Single manager | 24 |
| Fidelity Australian Equities Fund | Single manager | 24 |
| Ibbotson Australian Shares Active Trust | Multi-manager | 24 |
| Perennial Growth Shares Wholesale Trust | Single manager | 25 |
| Perpetual Wholesale Industrial Fund | Single manager | 25 |
| Suncorp Australian Shares Fund | Single manager | 25 |
| Tyndall Australian Share Wholesale Portfolio | Single manager | 26 |
| Vanguard® Australian Shares Index Fund | Single manager | 26 |
| Australian shares – specialist | | |
| Ausbil Australian Emerging Leaders Fund | Single manager | 26 |
| Perpetual Wholesale Geared Australian Fund | Single manager | 27 |
| Tyndall Australian Share Income Fund | Single manager | 27 |
| Zurich Investments Equity Income Fund | Single manager | 27 |
| International shares | | |
| AXA Wholesale Global Equity – Value Fund | Single manager | 28 |
| Platinum International Fund | Single manager | 28 |
| Suncorp Global Shares Fund | Multi-manager | 28 |
| Vanguard® International Shares Index Fund | Single manager | 29 |
| Walter Scott Global Equity Fund | Single manager | 29 |
| International shares – specialist | | |
| BlackRock Global Allocation Fund | Single manager | 29 |
| Colonial First State Global Resources Fund | Single manager | 30 |
| Lazard Global Small Cap Fund | Single manager | 30 |

Diversified investment options

Suncorp Secure Portfolio

Secure

Objectives:

Stable returns with minimal volatility and a reasonable level of income.

Strategy:

Predominantly defensive assets, largely cash with a small diversified exposure to growth assets to provide some capital growth.

Managed by Ibbotson Associates

| | Strategic Allocation | Ranges |
|------------------------------------|----------------------|--------|
| Australian shares | 3.0% | 0-13% |
| International shares (unhedged) | 1.0% | 0-12% |
| International shares (hedged) | 1.0% | 0-12% |
| Australian property securities | 1.0% | 0-11% |
| International property securities | 0.0% | 0-12% |
| Australian bonds | 7.0% | 0-17% |
| International bonds (hedged) | 5.0% | 0-18% |
| Global inflation-linked securities | 3.0% | 0-13% |
| Cash | 79.0% | 69-90% |
| Alternative investment strategies | 0.0% | 0-10% |

| | |
|--|------------------|
| Risk profile: | Low |
| Style: | Multi-manager |
| Timeframe: | 1 year plus |
| Investment fee: | 0.34% pa |
| Performance fee: | Yes ¹ |
| Buy/sell spread as at 31 August 2010: | +/-0.03% |

Suncorp Conservative Portfolio

Conservative

Objectives:

Relatively stable returns with some potential for capital growth.

Strategy:

Predominantly defensive assets and strategies with a mix of both Australian and international investments.

Managed by Ibbotson Associates

| | Strategic Allocation | Ranges |
|------------------------------------|----------------------|--------|
| Australian shares | 17.0% | 0-27% |
| International shares (unhedged) | 5.0% | 0-20% |
| International shares (hedged) | 5.0% | 0-20% |
| Australian property securities | 3.0% | 0-14% |
| International property securities | 1.0% | 0-14% |
| Australian bonds | 17.0% | 0-27% |
| International bonds (hedged) | 11.0% | 0-30% |
| Global inflation-linked securities | 6.0% | 0-16% |
| Cash | 28.0% | 12-38% |
| Alternative investment strategies | 7.0% | 0-25% |

| | |
|--|------------------|
| Risk profile: | Low-medium |
| Style: | Multi-manager |
| Timeframe: | 3 years plus |
| Investment fee: | 0.54% pa |
| Performance fee: | Yes ¹ |
| Buy/sell spread as at 31 August 2010: | +/-0.13% |

Suncorp Balanced Portfolio

Balanced

Objectives:

Balanced returns from capital growth and income.

Strategy:

A balance between return seeking and defensive assets and strategies with a mix of both Australian and international investments.

Managed by Ibbotson Associates

| | Strategic Allocation | Ranges |
|------------------------------------|----------------------|--------|
| Australian shares | 26.0% | 10-36% |
| International shares (unhedged) | 7.0% | 0-22% |
| International shares (hedged) | 7.0% | 0-22% |
| Australian property securities | 5.0% | 0-15% |
| International property securities | 2.0% | 0-14% |
| Australian bonds | 15.0% | 0-25% |
| International bonds (hedged) | 9.0% | 0-28% |
| Global inflation-linked securities | 6.0% | 0-16% |
| Cash | 13.0% | 0-23% |
| Alternative investment strategies | 10.0% | 0-25% |

| | |
|--|------------------|
| Risk profile: | Medium |
| Style: | Multi-manager |
| Timeframe: | 5 years plus |
| Investment fee: | 0.56% pa |
| Performance fee: | Yes ¹ |
| Buy/sell spread as at 31 August 2010: | +/-0.17% |

Please see 'Specific notes' on page 31.

Suncorp Growth Portfolio

Growth

Objectives:
Returns mainly from capital growth.

Strategy:
Predominantly return seeking assets and strategies with a mix of both Australian and international investments.

Managed by Ibbotson Associates

| | Strategic Allocation | Ranges |
|------------------------------------|----------------------|--------|
| Australian shares | 36.0% | 21-46% |
| International shares (unhedged) | 10.0% | 0-26% |
| International shares (hedged) | 10.0% | 0-26% |
| Australian property securities | 7.0% | 0-17% |
| International property securities | 3.0% | 0-14% |
| Australian bonds | 8.0% | 0-18% |
| International bonds (hedged) | 5.0% | 0-19% |
| Global inflation-linked securities | 3.0% | 0-13% |
| Cash | 5.0% | 0-15% |
| Alternative investment strategies | 13.0% | 0-25% |

Risk profile: Medium-high
Style: Multi-manager
Timeframe: 7 years plus
Investment fee: 0.56% pa
Performance fee: Yes¹
Buy/sell spread as at 31 August 2010: +/-0.20%

Suncorp High Growth Portfolio

High growth

Objectives:
Significant capital growth over the longer term.

Strategy:
Return seeking assets and strategies with a mix of both Australian and international investments.

Managed by Ibbotson Associates

| | Strategic Allocation | Ranges |
|------------------------------------|----------------------|--------|
| Australian shares | 50.0% | 30-60% |
| International shares (unhedged) | 14.0% | 0-34% |
| International shares (hedged) | 14.0% | 0-34% |
| Australian property securities | 10.0% | 0-20% |
| International property securities | 4.0% | 0-19% |
| Australian bonds | 0.0% | 0-10% |
| International bonds (hedged) | 0.0% | 0-10% |
| Global inflation-linked securities | 0.0% | 0-10% |
| Cash | 1.0% | 0-11% |
| Alternative investment strategies | 7.0% | 0-25% |

Risk profile: High
Style: Multi-manager
Timeframe: 10 years plus
Investment fee: 0.76% pa
Performance fee: Yes¹
Buy/sell spread as at 31 August 2010: +/-0.23%

Please see 'Specific notes' on page 31.

Single sector investment options

Suncorp Bank Deposit Fund

Cash

Objectives:
To provide security and pay a monthly income.

Strategy:
Invest in bank deposits across a range of terms to deliver strong, secure interest income with capital stability and minimal risk.

| | Strategic Allocation | Ranges |
|------------------------|----------------------|--------|
| ■ Cash (bank deposits) | 100.0% | 100% |

Risk profile: Low
Style: Active
Timeframe: 2-5 years
Investment fee: 0.00% pa
Performance fee: No
Buy/sell spread as at 31 August 2010: Nil

Suncorp Term Deposit Fund

Cash

Objectives:
To provide a stable cash based investment delivering a higher return than the RBA cash rate over the full interest rate cycle.

Strategy:
Invest in bank deposits across a range of terms to deliver strong, secure interest income with capital stability and minimal risk.

| | Strategic Allocation | Ranges |
|------------------------|----------------------|--------|
| ■ Cash (bank deposits) | 100.0% | 100% |

Risk profile: Low
Style: Active
Timeframe: 2-5 years
Investment fee: 0.00% pa
Performance fee: No
Buy/sell spread as at 31 August 2010: Nil

Tyndall Capital Guaranteed Fund

Cash

Objectives:
To outperform the UBS Australia Bank Bill Index over any three-year period through exposure to short-term high credit investments

Strategy:
The fund is restricted to investing in short-term deposits or loans, bills of exchange, promissory notes or other negotiable instruments having a term not exceeding 180 days. Derivatives are not permitted. Asteron Life guarantees that unit prices in the Tyndall Capital Guaranteed Fund will not fall.

| | Strategic Allocation | Ranges |
|--------|----------------------|--------|
| ■ Cash | 100.0% | 100% |

Risk profile: Low
Style: Passive
Timeframe: 1-2 years
Investment fee: 0.50% pa
Performance fee: No
Buy/sell spread as at 31 August 2010: Nil

Please see 'Specific notes' on page 31.

Tyndall Australian Bond Fund

Australian fixed interest

Objectives:
To provide investors with fixed interest returns from Australian bond investments with an aim to outperform the UBS Australia Composite Bond Index over any rolling three-year period.

Strategy:
The focus of the fund is to hold and actively manage exposures in investment grade Australian bonds, taking advantage of interest rate movements and the pricing of liquidity and credit risk in the fixed income market.
The fund's portfolio is comprised of high quality investment grade securities. Exposure to securities with a Standard & Poor's long-term credit rating below A- may not exceed 10% of the value of the fixed interest securities of the fund.
Derivatives can be used to facilitate the investment strategy.
Importantly, no leveraging of the fund is permitted.

| | Strategic Allocation | Ranges |
|--------------------------------|----------------------|---------|
| Fixed interest | 100.0% | 50-100% |
| Cash and short term securities | 0.0% | 0-50% |

Risk profile: Low-medium
Style: Active
Timeframe: 3 years plus
Investment fee: 0.45% pa
Performance fee: No
Buy/sell spread as at 31 August 2010: Nil

Vanguard® Australian Fixed Interest Index Fund

Australian fixed interest

Objectives:
The fund seeks to match the return (income and capital appreciation) of the UBS Australian Composite Bond Index before taking into account fund fees and expenses.

Strategy:
Vanguard selects a representative sample of bonds in the Index (360 bonds issued by the Australian government and semi-government authorities, and investment grade companies) to form the portfolio. Bonds have a finite life which means the composition of the Index is constantly changing.
Futures may be used to gain market exposure without investing directly in fixed interest securities. This allows Vanguard to maintain fund liquidity without being underinvested.
Importantly, derivatives aren't used to leverage the fund's portfolio.

| | Strategic Allocation | Ranges |
|---------------------------|----------------------|--------|
| Australian fixed interest | 100.0% | 100% |
| Cash | 0.0% | 0% |

Risk profile: Low-medium
Style: Index
Timeframe: 3 years plus
Investment fee: 0.29% pa
Performance fee: No
Buy/sell spread as at 31 August 2010: +/- 0.20%

Vanguard® International Fixed Interest Index Fund (Hedged)

International fixed interest

Objectives:
The fund seeks to match the return (income and capital appreciation) of the Barclays Capital Global Treasury Index (hedged into Australian dollars) before taking into account fund fees and expenses.

Strategy:
Vanguard selects a representative sample of bonds in the Index (the index comprises approx 1,200 bonds issued by 38 governments worldwide) to form the portfolio. Bonds have a finite life which means the composition of the Index is constantly changing.
Futures may be used to gain market exposure without investing directly in fixed interest securities. This allows Vanguard to maintain fund liquidity without being underinvested. Importantly, derivatives aren't used to leverage the fund's portfolio.

| | Strategic Allocation | Ranges |
|------------------------------|----------------------|--------|
| International fixed interest | 100.0% | 100% |
| Cash | 0.0% | 0% |

Risk profile: Medium
Style: Index
Timeframe: 3 years plus
Investment fee: 0.34% pa
Performance fee: No
Buy/sell spread as at 31 August 2010: +/- 0.20%

Please see 'Specific notes' on page 31.

Single sector investment options continued

Macquarie Master Diversified Fixed Interest Fund

Diversified fixed interest

Objectives:

The fund aims to outperform the UBS Composite Bond Index over the medium term whilst providing a level of risk similar to that of an Australian fixed interest fund.

Strategy:

The fund provides access to a diversified portfolio of both domestic and international fixed interest securities. Investments are generally hedged into Australian dollars. Macquarie manages the domestic and global sovereign sectors and credit opportunities and we have chosen the other specialist managers using our rigorous approach to manager selection. This gives Australian investors access to leading specialist fixed interest managers around the world. We select our specialist managers using a rigorous process that draws upon the resources and skills of all aspects of our fund management operations, including asset management, risk management, compliance and portfolio services. We continually review our managers and can change managers without notice if we believe this is appropriate.

| | Strategic Allocation | Ranges |
|------------------------------------|----------------------|---------|
| Australian fixed interest | 50.0% | 20-100% |
| Global sovereign bonds | 20.0% | 0-60% |
| Investment grade credit securities | 15.0% | 0-40% |
| High yield debt securities | 7.5% | 0-20% |
| Emerging markets debt securities | 7.5% | 0-20% |
| Credit opportunities | 0.0% | 0-20% |

| | |
|--|------------------|
| Risk profile: | Medium |
| Style: | Active |
| Timeframe: | 3 years |
| Investment fee: | 0.622% pa |
| Performance fee: | Yes ² |
| Buy/sell spread as at 31 August 2010: | +/- 0.08% |

Principal Global Strategic Income Fund

Diversified income

Objectives:

The fund aims to provide investors with performance of 3% per annum in excess of the UBS Bank Bill Index over rolling three-year periods, before fees.

Strategy:

The fund is designed to provide Australian investors with access to a diversified fixed income fund that seeks to deliver a high total return by investing in a portfolio of high yielding fixed income securities whilst seeking to manage downside risk. Principal Global Investors employs a disciplined investment process involving both bottom-up and top-down portfolio construction techniques whilst maintaining a strong focus on relative value opportunities and broad diversification. The cornerstone of this process is proprietary research at macroeconomic, sector and security level. The portfolio management team at Principal Global Investors uses a range of tools (e.g. fundamental, relative value, alpha selection and security selection analysis models) to translate research into key structural decisions for the portfolio, including sector allocation.

| | Strategic Allocation | Ranges |
|--|----------------------|--------------|
| High yield securities | 30.0% | 10-50% (max) |
| Preferred securities | 20.0% | 10-40% (max) |
| Global opportunistic sector ³ | 50.0% | 10-70% (max) |
| Cash | 0.0% | 0-30% |

| | |
|--|--------------|
| Risk profile: | Medium |
| Style: | Active |
| Timeframe: | 3 years plus |
| Investment fee: | 0.80% pa |
| Performance fee: | No |
| Buy/sell spread as at 31 August 2010: | +/- 0.10% |

RREEF Paladin Property Securities Fund

Australian property

Objectives:

The investment objective of the fund is to outperform its benchmark, the S&P/ASX 300 GICS Property Accumulation Index, after fees, over rolling three year periods.⁴

Strategy:

The fund invests in property trusts and property related securities listed on the ASX, with some exposure to cash investments. The fund may also invest in unlisted Initial Public Offering ('IPO') securities, provided those securities are expected to be listed within three months. The fund may have exposure to derivatives for investment and currency management purposes.

| | Strategic Allocation | Ranges |
|-----------------------------|----------------------|---------|
| Property related securities | na | 90-100% |
| Cash | na | 0-10% |

| | |
|--|-----------|
| Risk profile: | High |
| Style: | Active |
| Timeframe: | 5-7 years |
| Investment fee: | 0.906% pa |
| Performance fee: | No |
| Buy/sell spread as at 31 August 2010: | +/- 0.25% |

Please see 'Specific notes' on page 31.

Vanguard® Australian Property Securities Index Fund

Australian property

Objectives:
The fund seeks to match the return (income and capital appreciation) of the S&P/ASX 300 A-REIT Property Trusts Index before taking into account fund fees and expenses.

Strategy:
The fund will hold all of the securities in the index (at most times) allowing for individual security weightings to vary marginally from the index from time to time. The fund may invest in property securities that have been or are expected to be included in the index.
Futures may be used to gain market exposure without investing directly in listed property securities. This allows Vanguard to maintain fund liquidity without being underinvested. Importantly, derivatives aren't used to leverage the fund's portfolio.

| | Strategic Allocation | Ranges |
|-----------------------------------|----------------------|--------|
| Australian listed property trusts | 100.0% | 100% |
| Cash | 0.0% | 0% |

Risk profile: High
Style: Index
Timeframe: 5 years plus
Investment fee: 0.34% pa
Performance fee: No
Buy/sell spread as at 31 August 2010: +/- 0.20%

Vanguard® International Property Securities Index Fund (Hedged)

International property

Objectives:
The fund seeks to match the return (income and capital appreciation) of the UBS Global Real Estate Investors Index ex-Australia (with net dividends reinvested) hedged into Australian dollars before taking into account fund expenses.

Strategy:
The fund gains its exposure to securities in the index by investing in the Vanguard International Property Securities Index Fund.
The Vanguard International Property Securities Index Fund will hold most of the securities in the index but allowing individual share weightings to vary marginally from the index from time to time. The Vanguard International Property Securities Index Fund may invest in property securities that have been or are expected to be included in the index.
Futures may be used to gain market exposure without investing directly in international listed property securities. This allows Vanguard to maintain fund liquidity without being underinvested. Importantly, derivatives aren't used to leverage the fund's portfolio.

| | Strategic Allocation | Ranges |
|-----------------------------------|----------------------|--------|
| International property securities | 100.0% | 100% |
| Cash | 0.0% | 0% |

Risk profile: High
Style: Index
Timeframe: 5 years plus
Investment fee: 0.43% pa
Performance fee: No
Buy/sell spread as at 31 August 2010: +/- 0.40%

Ausbil Australian Active Equity Fund

Australian shares

Objectives:
Aims to outperform the S&P/ASX 300 Accumulation Index over the medium-to-long term with moderate tax-effective income by investing in a portfolio of listed Australian equities that are generally chosen from the S&P/ASX 300 Index.

Strategy:
Ausbil employs a four-stage process to provide the framework for portfolio construction consistent with its active management investment philosophy, as follows:

- macro analysis
- sectoral analysis
- stock selection
- portfolio construction.

| | Strategic Allocation | Ranges |
|-------------------|----------------------|---------|
| Australian shares | 100.0% | 90-100% |
| Cash | 0.0% | 0-10% |

Risk profile: High
Style: Neutral
Timeframe: 5 years plus
Investment fee: 0.90% pa
Performance fee: No
Buy/sell spread as at 31 August 2010: +/- 0.30%

Please see 'Specific notes' on page 31.

Single sector investment options continued

BT Wholesale Imputation Fund

Australian shares

Objectives:

The fund aims to provide a return (before fees, costs and taxes) that exceeds the S&P/ASX 300 Accumulation Index over the medium-to-long term.

Strategy:

The fund is actively managed and invests primarily in a portfolio of Australian Shares, Australian Property securities and convertible preference shares offering above average income returns.

| | Strategic Allocation | Ranges |
|-------------------------------|----------------------|---------|
| Australian shares | 100.0% | 60-100% |
| Listed property securities | 0.0% | 0-15% |
| Convertible preference shares | 0.0% | 0-15% |
| Cash | 0.0% | 0-15% |

| | |
|--|--------------|
| Risk profile: | High |
| Style: | Core |
| Timeframe: | 5 years plus |
| Investment fee: | 0.90% pa |
| Performance fee: | No |
| Buy/sell spread as at 31 August 2010: | +/- 0.25% |

Fidelity Australian Equities Fund

Australian shares

Objectives:

To achieve returns in excess of the S&P/ASX 200 Accumulation Index over the suggested investment time of five years.

Strategy:

Fidelity believes that markets are semi-efficient and share prices don't always reflect inherent value. Through in-house, bottom-up company research, Fidelity aims to uncover the opportunities which they believe offer the greatest scope for outperformance. Based on this research approach, the portfolio manager seeks out stocks that he believes are undervalued and likely to generate growth. The companies selected for the portfolio must demonstrate good management, strong competitive advantages and favourable industry dynamics. Fidelity makes contact with each company in the portfolio every 90 to 120 days to constantly refresh the investment thesis and to ensure that the company is continuing to perform in line with the fund's objectives.

| | Strategic Allocation | Ranges |
|-------------------|----------------------|---------|
| Australian shares | 100.0% | 90-100% |
| Cash | 0.0% | 0-10% |

| | |
|--|-----------|
| Risk profile: | High |
| Style: | Growth |
| Timeframe: | 5 years |
| Investment fee: | 0.85% pa |
| Performance fee: | No |
| Buy/sell spread as at 31 August 2010: | +/- 0.25% |

Ibbotson Australian Shares Active Trust

Australian shares

Objectives:

To maximise outperformance (before fees and costs) relative to the benchmark (S&P/ASX300 Accumulation Index) over rolling five-year periods by investing predominantly in listed Australian shares.

Strategy:

The portfolio is invested across listed Australian shares.

| | Strategic Allocation | Ranges |
|-------------------|----------------------|---------|
| Australian shares | 100.0% | 90-100% |
| Cash | 0.0% | 0-10% |

| | |
|--|------------------|
| Risk profile: | High |
| Style: | Multi-manager |
| Timeframe: | 5 years |
| Investment fee: | 0.62% pa |
| Performance fee: | Yes ¹ |
| Buy/sell spread as at 31 August 2010: | +/- 0.20% |

Please see 'Specific notes' on page 31.

Perennial Growth Shares Wholesale Trust

Australian shares

Objectives:
To grow the value of your investment over the long-term via a combination of capital growth and tax-effective income by investing in a diversified portfolio of growth oriented Australian shares and to provide a total return (after fees) that exceeds the S&P/ASX 300 Accumulation Index over a rolling three-year period.

Strategy:
Perennial Growth seeks to invest in companies that offer sustainable and profitable growth prospects at attractive prices. Perennial Growth believes that growing companies generate the most value for shareholders. Such companies also tend to attract management interested in building businesses rather than merely managing them. Perennial Growth's investment process also takes into account the effect that competitive forces have on a company's growth prospects.

| | Strategic Allocation | Ranges |
|-------------------|----------------------|---------|
| Australian shares | 100.0% | 90-100% |
| Cash | 0.0% | 0-10% |

Risk profile: High
Style: Growth, large cap
Timeframe: 5 years plus
Investment fee: 0.92% pa
Performance fee: No
Buy/sell spread as at 31 August 2010: +/- 0.30%

Perpetual Wholesale Industrial Fund

Australian shares

Objectives:
Aims to provide long-term capital growth and income through investment in quality Australian industrial shares and other securities.

Strategy:
Perpetual researches companies of all sizes using consistent share selection criteria. Perpetual's priority is to select those companies that represent the best investment quality and are appropriately priced. In determining investment quality, investments are carefully selected on the basis of four key investment criteria: conservative debt levels, sound management, quality business, and recurring earnings. Derivatives may be used in managing the fund.⁵

| | Strategic Allocation | Ranges |
|-------------------|----------------------|---------|
| Australian shares | 100.0% | 90-100% |
| Cash | 0.0% | 0-10% |

Risk profile: High
Style: Value
Timeframe: 5 years plus
Investment fee: 0.99% pa
Performance fee: No
Buy/sell spread as at 31 August 2010: 0.30% / Nil

Suncorp Australian Shares Fund

Australian shares

Objectives:
The fund aims to provide distributable income and achieve capital growth over time.

Strategy:
The fund aims to meet its objective by investing in a diversified range of securities listed on the Australian Stock Exchange.

| | Strategic Allocation | Ranges |
|-------------------|----------------------|---------|
| Australian shares | 100.0% | 85-100% |
| Cash | 0.0% | 0-15% |

Risk profile: High
Style: Core
Timeframe: 5-7 years plus
Investment fee: 0.25% pa
Performance fee: No
Buy/sell spread as at 31 August 2010: Nil

Please see 'Specific notes' on page 31.

Single sector investment options continued

Tyndall Australian Share Wholesale Portfolio

Australian shares

Objectives:

To selectively invest in ASX listed companies with the aim of outperforming the S&P/ASX 200 Accumulation Index by more than 2.5% pa over rolling five-year periods.

Strategy:

To select intrinsic value investments which offer the best compromise between risk & expected return.

The fund will generally invest in 20 to 35 of the largest 200 companies listed on the ASX, with a strong preference for readily marketable shares.

Derivatives may be used, however the fund's investment strategy doesn't permit derivatives to be used for speculative or gearing purposes.

| | Strategic Allocation | Ranges |
|--------------------------------|----------------------|---------|
| Australian shares | 100.0% | 80-100% |
| Cash and short term securities | 0.0% | 0-20% |

| | |
|--|-----------------|
| Risk profile: | High |
| Style: | Intrinsic value |
| Timeframe: | 5 years plus |
| Investment fee: | 0.80% pa |
| Performance fee: | No |
| Buy/sell spread as at 31 August 2010: | +/- 0.30% |

Vanguard® Australian Shares Index Fund

Australian shares

Objectives:

The fund seeks to match the return (income and capital appreciation) of the S&P/ASX 300 Index before taking into account fund fees and expenses.

Strategy:

The fund will hold most of the securities in the index allowing for individual share weightings to vary marginally from the index from time to time. The fund may invest in shares that have been or are expected to be included in the index.

Futures may be used to gain market exposure without investing directly in Australian shares. This allows Vanguard to maintain fund liquidity without being underinvested. Importantly, derivatives aren't used to leverage the fund's portfolio.

| | Strategic Allocation | Ranges |
|-------------------|----------------------|--------|
| Australian shares | 100.0% | 100% |
| Cash | 0.0% | 0% |

| | |
|--|--------------|
| Risk profile: | High |
| Style: | Index |
| Timeframe: | 5 years plus |
| Investment fee: | 0.34% pa |
| Performance fee: | No |
| Buy/sell spread as at 31 August 2010: | 0.20%/-0.10% |

Ausbil Australian Emerging Leaders Fund

Australian shares – specialist

Objectives:

The aim of the fund is to outperform the benchmark (70% S&P/ASX Midcap 50 Accumulation Index and 30% S&P/ASX Small Ordinaries Accumulation Index) over the medium-to-long term. The fund invests in listed Australian equities primarily chosen from the S&P/ASX 300 Index, but generally exclude securities from the S&P/ASX 50 Leaders Index.

Strategy:

Ausbil employs a four-stage process to provide the framework for portfolio construction consistent with its active management investment philosophy, as follows:

- macro analysis
- sectoral analysis
- stock selection
- portfolio construction.

| | Strategic Allocation | Ranges |
|--|----------------------|---------|
| Australian small-to-mid-cap company shares | 100.0% | 90-100% |
| Cash | 0.0% | 0-10% |

| | |
|--|------------------|
| Risk profile: | Very high |
| Style: | Neutral |
| Timeframe: | 5 years plus |
| Investment fee: | 0.85% pa |
| Performance fee: | Yes ⁵ |
| Buy/sell spread as at 31 August 2010: | +/- 0.30% |

Please see 'Specific notes' on page 31.

Perpetual Wholesale Geared Australian Fund

Australian shares – specialist

Objectives:
Aims to enhance long-term capital growth by borrowing (gearing) to invest in quality industrial and resource shares and other securities.

Strategy:
Perpetual research companies of all sizes using consistent share selection criteria. Perpetual's priority is to select those companies that represent the best investment quality and are appropriately priced. In determining investment quality, investments are carefully selected on the basis of four key investment criteria: conservative debt levels, sound management, quality business, and in the case of industrial shares, recurring earnings.
The gearing level of the fund must be kept within predetermined guidelines. Within these, Perpetual aims to ensure that the gearing level is maximised, subject to the cost of borrowing being adequately covered by net income.
Derivatives may be used in managing the fund, including for gearing purposes.⁵

| | Strategic Allocation | Ranges |
|-------------------|----------------------|----------------------|
| Australian shares | 100.0% | 90-100% ⁷ |
| Cash | 0.0% | 0-10% |

Risk profile: Very high
Style: Value
Timeframe: 7 years plus
Investment fee: 2.51% pa⁸
Performance fee: No
Buy/sell spread as at 31 August 2010: +/- 0.375%

Tyndall Australian Share Income Fund

Australian shares – specialist

Objectives:
The fund's primary objective is to provide a tax-effective income stream that exceeds the dividend yield of the S&P/ASX 200 Accumulation Index (grossed up for franking credits) by 2% pa over rolling five-year periods. Its secondary objective is to provide long-term capital growth through investing in undervalued companies using Tyndall's intrinsic value approach.

Strategy:
The fund will generally invest in 40 to 70 of the largest 200 companies listed on the ASX, with a preference for readily marketable shares that deliver tax-effective income.
Stock selection for the fund is via an active, bottom-up, stock picking process using Tyndall's intrinsic value approach. The fund is managed primarily for grossed up yield and secondly for growth.
A tax-effective return is achieved through:

- Low turnover to minimise capital gains tax
- A selection of stocks that provide franking credits or tax-deferred income
- A selection of stocks that have capital structures where off-market buybacks or capital returns are likely
- Use of derivatives to manage tax exposures.

| | Strategic Allocation | Ranges |
|--------------------------------|----------------------|---------|
| Australian shares and hybrids | 100.0% | 80-100% |
| Cash and short term securities | 0.0% | 0-20% |

Risk profile: High
Style: Intrinsic value
Timeframe: 5 years plus
Investment fee: 0.95% pa
Performance fee: No
Buy/sell spread as at 31 August 2010: +/- 0.30%

Zurich Investments Equity Income Fund

Australian shares – specialist

Objectives:
To provide investors with regular income and some capital growth from the Australian sharemarket.

Strategy:
The fund invests in a range of securities listed on the Australian Stock Exchange that are expected to deliver a regular income stream. The fund maintains a portfolio of bought and sold options over shares and equity index futures in order to deliver additional income and reduce investment risk.

| | Strategic Allocation | Ranges |
|--------------------------------|----------------------|---------|
| Australian shares ⁹ | 100.0% | 85-100% |
| Cash | 0.0% | 0-15% |

Risk profile: High
Style: Passive
Timeframe: 5 years
Investment fee: 1.87% pa
Performance fee: No
Buy/sell spread as at 31 August 2010: +/- 0.25%

Please see 'Specific notes' on page 31.

Single sector investment options continued

AXA Wholesale Global Equity – Value Fund

International shares

Objectives:

The objectives of the fund are to provide unit holders with long-term capital growth and to outperform the Morgan Stanley Capital International World ex Australia Index (Net Dividends Reinvested), in Australian dollar terms (MSCI World Index), after costs over rolling five-year periods.

Strategy:

The investment strategy for the fund is to buy shares in companies whose share price appears undervalued relative to long-term earnings potential.

| | Strategic Allocation | Ranges |
|----------------------|----------------------|---------|
| International shares | 100.0% | 95-100% |
| Cash | 0.0% | 0-5% |

| | |
|--|--------------|
| Risk profile: | High |
| Style: | Value |
| Timeframe: | 5 years plus |
| Investment fee: | 0.98% pa |
| Performance fee: | No |
| Buy/sell spread as at 31 August 2010: | +/- 0.20% |

Platinum International Fund

International shares

Objectives:

To provide capital growth over the long-term through searching out undervalued listed (and unlisted) investments around the world.

Strategy:

The fund primarily invests in listed securities. The Portfolio will ideally consist of 100 to 200 securities that Platinum believes to be undervalued by the market. Cash may be held when undervalued securities cannot be found. Platinum may short sell securities that it considers overvalued. Platinum may use Derivatives for risk management purposes and to take opportunities to increase returns. The Portfolio will typically have 50% or more net equity exposure. The fund's currency exposures are actively managed.

| | Strategic Allocation ¹⁰ | Ranges |
|----------------------|------------------------------------|--------|
| International shares | n/a | 0-100% |
| Cash | n/a | 0-100% |

| | |
|--|-----------------|
| Risk profile: | Very high |
| Style: | Stock selectors |
| Timeframe: | 5 years plus |
| Investment fee: | 1.54% pa |
| Performance fee: | No |
| Buy/sell spread as at 31 August 2010: | +/- 0.25% |

Suncorp Global Shares Fund

International shares

Objectives:

To provide strong long-term capital growth by investing in the global sharemarket. The fund aims to outperform (before ongoing fees) the Morgan Stanley Capital International World Index ex Australia (with net dividends re-invested) expressed in AUD (unhedged) over rolling five-year periods.

Strategy:

The investment strategy for the fund is underpinned by a philosophy of bottom-up stock picking. In order to achieve the high performance outcomes in a risk controlled manner, the strategy is to outsource the stock picking to a range of exceptional international investment managers. Although these managers follow their own particular investment strategies, they are blended in such a way as to target superior active and risk-adjusted returns. Suncorp retains management of the overall portfolio and also manages a derivatives overlay to ensure a balance of return and risk.

| | Strategic Allocation | Ranges |
|----------------------|----------------------|----------|
| International shares | 100.0% | 80 -100% |
| Cash | 0.0% | 0-20% |

| | |
|--|----------|
| Risk profile: | High |
| Style: | Neutral |
| Timeframe: | 5 years |
| Investment fee: | 0.80% pa |
| Performance fee: | No |
| Buy/sell spread as at 31 August 2010: | Nil |

Please see 'Specific notes' on page 31.

Vanguard® International Shares Index Fund

International shares

Objectives:
The fund seeks to match the return (income and capital appreciation) of the MSCI World ex-Australia Index (with net dividends reinvested) in Australian dollars before taking into account fund fees and expenses.

Strategy:
The fund will hold most of the securities in the index allowing for individual share weightings to vary marginally from the index from time to time. The fund may invest in shares that have been or are expected to be included in the index.
Futures may be used to gain market exposure without investing directly in international shares. This allows Vanguard to maintain fund liquidity without being underinvested. Importantly, derivatives aren't used to leverage the fund's portfolio.

| | Strategic Allocation | Ranges |
|----------------------|----------------------|--------|
| International shares | 100.0% | 100% |
| Cash | 0.0% | 0% |

Risk profile: High
Style: Index
Timeframe: 5 years plus
Investment fee: 0.36% pa
Performance fee: No
Buy/sell spread as at 31 August 2010: +0.30%/-0.10%

Walter Scott Global Equity Fund

International shares

Objectives:
The fund's investment objective is to seek to achieve a long-term (at least five to seven years) total return before fees and expenses that exceeds the MSCI World ex-Australia Index in A\$ unhedged with net dividends re-invested.

Strategy:
The fund is managed in accordance with the Manager's global equities investment strategy which offers a concentrated portfolio of approximately 40 to 60 stocks which the Manager believes offer above-average earnings growth and therefore warrant long-term investment. The Manager adopts a 'buy and hold' strategy to allow time for a company's earnings growth to translate into strong share price performance for investors.

| | Strategic Allocation | Ranges |
|----------------------|----------------------|---------|
| International shares | n/a | 90-100% |
| Cash | n/a | 0-10% |

Risk profile: High
Style: Growth
Timeframe: 5-7 years plus
Investment fee: 1.28% pa
Performance fee: No
Buy/sell spread as at 31 August 2010: +0.25%/-0.20%

BlackRock Global Allocation Fund

International shares – specialist

Objectives:
The fund's current investment strategy is to invest in global equities, fixed income and cash. The fund aims to maximise total investment returns while managing risk and is generally diversified across markets, industries and issuers.

Strategy:
The investment process combines a top-down approach with bottom-up security selection. The top-down analysis provides the broad "direction" for the fund's asset allocation, with the key objective being identifying asset classes which appear to be meaningfully under or over-valued. The bottom-up security selection process means investments are based on research and analysis of individual securities to determine their investment merits. This process assists in validating the overall direction derived from the top-down analysis and focuses on identifying securities with attractive risk/reward profiles.

| | Strategic Allocation | Ranges |
|-----------------------|----------------------|--------|
| Shares | 60.0% | 0-100% |
| Fixed income and cash | 40.0% | 0-100% |

Risk profile: High
Style: Absolute return
Timeframe: 5 years plus
Investment fee: 0.20% pa
Performance fee: Yes¹¹
Buy/sell spread as at 31 August 2010: +/-0.30%

Please see 'Specific notes' on page 31.

Single sector investment options continued

Colonial First State Global Resources Fund

International shares – specialist

Objectives:

To provide long-term capital growth by predominantly investing in resource companies from around the world.

Strategy:

To add value over the medium-to-long term by investing in quality global resource companies. Rather than attempting to predict commodity price movements, Colonial First State chooses to focus on quality resource companies all over the world. Companies typically have strong balance sheets, quality management, high quality assets and a low cost of production. The option does not hedge currency risk.

| | Strategic Allocation | Ranges |
|----------------------------|----------------------|---------|
| Australian & global shares | 100.0% | 90-100% |
| Cash | 0.0% | 0-10% |

| | |
|--|--------------|
| Risk profile: | Very high |
| Style: | Active |
| Timeframe: | 7 years plus |
| Investment fee: | 1.20% pa |
| Performance fee: | No |
| Buy/sell spread as at 31 August 2010: | +/-0.30% |

Lazard Global Small Cap Fund

International shares – specialist

Objectives:

The fund seeks to achieve total returns (includes income and capital appreciation and before the deduction of fees and taxes) that exceed those of the MSCI World Small Cap Accumulation Index by 3% per annum over rolling three-year periods.

Strategy:

Lazard's investment philosophy is based on our core belief in "relative value" investing. This philosophy is implemented by assessing the trade off between valuation and financial productivity. The process focuses on finding securities with a combination of sustainably high or improving returns on capital, at attractive valuations.

| | Strategic Allocation | Ranges |
|----------------------|----------------------|---------|
| International shares | 100.0% | 95-100% |
| Cash | 0.0% | 0-5% |

| | |
|--|----------------|
| Risk profile: | Very high |
| Style: | Relative value |
| Timeframe: | 3-5 years |
| Investment fee: | 1.00% pa |
| Performance fee: | No |
| Buy/sell spread as at 31 August 2010: | +/-0.50% |

Specific notes

The specific notes relate to the footnotes on pages 18 to 30. Any references to 'our' on pages 18 to 43 mean the relevant investment manager.

| Footnote | Investment option | Specific note |
|----------|--|--|
| 1 | All Suncorp diversified portfolios and Ibbotson Australian Shares Fund | <p>Certain underlying investment managers and underlying Ibbotson Associates trusts may charge performance fees. These fees are payable if the relevant investment manager meets specific investment performance targets. Performance fees are structured so that an investment manager's remuneration is linked to the investment return achieved over an appropriate benchmark index. Underlying investment managers' performance fees are typically between 10% and 30% pa of performance in excess of the relevant benchmark index, although they can be higher or lower.</p> <p>For trusts managed by Ibbotson Associates which charge a performance fee, the performance fee is currently 10.25% pa of performance in excess of the relevant benchmark and can be changed so long as it is within the maximum of 25% pa permitted by the relevant trust constitution.</p> <p>Where Ibbotson Associates charges performance fees in the underlying Ibbotson trusts a sufficient number of units are redeemed in the trusts to fund payment of the performance fee. Any performance fees payable that aren't covered by the management fee will be an additional cost to you. The method of charging performance fees (including the performance amount of the performance fee) may change in the future. Members will be notified via the monthly Suncorp WealthSmart investment performance report (available via suncorp.com.au) if performance fee arrangements change and result in the estimated performance fees exceeding the range disclosed.</p> |
| 2 | Macquarie Master Diversified Fixed Interest Fund | <p>The fund may invest in underlying funds (including other Macquarie funds) that charge a performance fee. It's not possible to estimate what the performance fee of an underlying fund will be for the following reasons:</p> <ul style="list-style-type: none"> • the underlying funds and the amount invested in those underlying funds vary • the methodology employed by each underlying manager in calculating the performance fee may differ and • Macquarie can not accurately forecast what the performance of the underlying funds will be in any given period and hence forecast what the performance fee will be. |
| 3 | Principal Global Strategic Income Fund | <p>Includes all other fixed income securities available globally, including (but not limited to) the following sub-sectors: investment grade and below investment grade corporate bonds, structured debt, commercial mortgage-backed securities, assetbacked securities, emerging market debt, bank loans, convertible bonds and hybrid securities (including Asia-Pacific, U.S. and Europe).</p> |
| 4 | RREEF Paladin Property Securities Fund | <p>This indicates what the fund aims to achieve over the medium to long term. It is not intended as a forecast and returns are not guaranteed.</p> |
| 5 | Perpetual Wholesale Industrial Fund | <p>Derivatives may be used to:</p> <ul style="list-style-type: none"> • adjust currency exposure (where appropriate) • hedge selected shares or securities against adverse movements in market prices • gain short-term exposure to the Market • build positions in selected companies or issuers of securities as a short-term strategy to be reversed as the physical positions are built up • create a short exposure to a stock for funds authorised to take net negative positions. |
| 6 | Ausbil Australian Emerging Leaders Fund | <p>Ausbil charges a performance fee of 15% (exclusive of GST and RITC) of the gross (exclusive of management fees) benchmark outperformance. The benchmark is 70% S&P/ASX Mid-cap 50 Accumulation Index and 30% S&P/ASX Small Ordinaries Accumulation Index.</p> |

Single sector investment options continued

| Footnote | Investment option | Specific note |
|----------|--|--|
| 7 | Perpetual Wholesale Geared Australian Fund | The fund's investment universe allows it to invest, directly or indirectly, in stocks listed or to be listed on sharemarket exchanges outside Australia. Exposure to stocks listed outside Australia is limited to 20% and currency exposure is generally unhedged. |
| 8 | Perpetual Wholesale Geared Australian Fund | The percentage quoted is based on the fund's gross asset value. The fund's investment fee based on gross asset value is 1.17%pa. If the average gearing level is 50%, the management cost will be 2.340% of net asset value. If the average gearing level over the year is higher than 50%, the management cost will be higher than 2.340%. |
| 9 | Zurich Investments Equity Income Fund | The fund's long term asset allocation to Australian shares of 85-100% is reduced to an effective exposure of between 25% to 75% of the fund, but with a maximum of 85%, and a benchmark of 50%. This is achieved by selling options against the physical Australian shares, and buying options to control and manage portfolio risk, as well as to generate income. The process of buying and selling options results in an effective exposure which differs from that of the actual physical assets. The balance of the fund will be held in Australian cash. |
| 10 | Platinum International Fund | The underlying value of Derivatives may not exceed 100% of the net asset value of the fund; and the underlying value of long stock positions and Derivatives will not exceed 150% of the net asset value of the fund. |
| 11 | BlackRock Global Allocation Fund | BlackRock Investment Management (Australia) Limited is currently entitled to a performance fee of 12.5% of any out-performance of the fund above a defined High Water Mark level. The fee is accrued daily and paid monthly out of the fund's assets. |

Closed investment options

| Investment options | Type | Page |
|--|----------------|------|
| Diversified investment options – closed to new investors | | |
| Secure | | |
| Suncorp Traditional Capital Guaranteed Fund | Multi-manager | 33 |
| Conservative | | |
| Suncorp Traditional Capital Stable Fund | Multi-manager | 33 |
| Balanced | | |
| Suncorp Traditional Managed Fund | Multi-manager | 33 |
| Growth | | |
| Suncorp Traditional Growth Fund | Multi-manager | 34 |
| High growth | | |
| Suncorp Traditional High Growth Fund | Multi-manager | 34 |
| Single sector investment options – closed to additional contributions | | |
| Australian fixed interest | | |
| AXA Wholesale Australian Monthly Income Fund | Single manager | 35 |
| Colonial First State Wholesale Income Fund | Single manager | 35 |
| Diversified fixed interest | | |
| Challenger High Yield Fund | Single manager | 35 |
| Australian property | | |
| APN Property for Income Fund No. 2 | Single manager | 36 |

Diversified investment options – closed to new investors

Suncorp Traditional Capital Guaranteed Fund

Capital Guaranteed

Objectives:

To provide a capital guarantee and maximise returns from a balanced mix of shares, property, alternative growth assets, fixed interest securities and cash.

Strategy:

The option is designed to hold a diversified mix of growth and defensive assets with an emphasis on defensive assets.

| | Strategic Allocation ² | Ranges |
|-----------------------------------|-----------------------------------|--------|
| Australian shares | 25.0% | |
| International shares ¹ | 10.0% | |
| Property securities | 2.5% | 30-50% |
| Infrastructure | 2.5% | |
| Alternative growth | 0.0% | |
| Australian fixed interest | 8.0% | |
| International fixed interest | 4.0% | 50-70% |
| Cash | 48.0% | |

| | |
|--|---------------|
| Risk profile: | Low |
| Style: | Multi-sector |
| Timeframe: | up to 3 years |
| Investment fee: | 0.40% pa |
| Performance fee: | No |
| Buy/sell spread as at 31 August 2010: | Nil |

Suncorp Traditional Capital Stable Fund

Conservative

Objectives:

To maximise returns from a conservative mix of shares, property, alternative growth assets, fixed interest securities and cash. The fund aims to outperform its benchmark over rolling three-year periods.

Strategy:

The option is designed to hold a diversified mix of growth and defensive assets with an emphasis on defensive assets.

| | Strategic Allocation | Ranges |
|------------------------------|----------------------|----------|
| Australian shares | 15.0% | 9-21% |
| International shares | 10.0% | 4-16% |
| Property securities | 5.0% | 0-15% |
| TAA trust | 5.0% | 4.5-5.5% |
| Australian fixed interest | 25.0% | 5-45% |
| International fixed interest | 14.0% | 0-28% |
| Cash | 26.0% | 0-52% |

| | |
|--|---------------|
| Risk profile: | Low-medium |
| Style: | Multi-sector |
| Timeframe: | up to 3 years |
| Investment fee: | 0.43% pa |
| Performance fee: | No |
| Buy/sell spread as at 31 August 2010: | Nil |

Suncorp Traditional Managed Fund

Balanced

Objectives:

To achieve long-term growth through investment in a diversified mix of assets with a preference for shares. The fund suits investors prepared to accept a high degree of short-term performance fluctuation in return for the prospect of higher long-term growth.

Strategy:

The option is designed to hold a balanced mix of growth and defensive assets.

| | Strategic Allocation | Ranges |
|------------------------------|----------------------|--------|
| Australian shares | 30.0% | |
| International shares | 30.0% | 40-80% |
| Property securities | 0.0% | |
| Australian fixed interest | 20.0% | |
| International fixed interest | 15.0% | 20-60% |
| Cash | 5.0% | |

| | |
|--|--------------|
| Risk profile: | Medium |
| Style: | Multi-sector |
| Timeframe: | 3-5 years |
| Investment fee: | 0.96% pa |
| Performance fee: | No |
| Buy/sell spread as at 31 August 2010: | Nil |

Suncorp Traditional Growth Fund

Growth

Objectives:

To maximise returns from capital growth and investment income through a broad mix of shares, property, alternative growth assets, fixed interest securities and cash. The fund aims to outperform its benchmark over rolling five-year periods.

Strategy:

The option is designed to hold a diversified mix of growth and defensive assets with an emphasis on growth assets.

| | Strategic Allocation | Ranges |
|------------------------------|----------------------|--------|
| Australian shares | 40.0% | 35-45% |
| International shares | 20.0% | 15-25% |
| Property securities | 10.0% | 5-20% |
| TAA trust | 5.0% | 0-6% |
| Infrastructure | 2.5% | 0-5% |
| Hedge funds | 3.5% | 0-5% |
| Australian fixed interest | 10.5% | 5-25% |
| International fixed interest | 3.5% | 0-15% |
| Cash | 5.0% | 0-10% |

| | |
|--|--------------|
| Risk profile: | Medium-high |
| Style: | Multi-sector |
| Timeframe: | 5-7 years |
| Investment fee: | 0.45% pa |
| Performance fee: | No |
| Buy/sell spread as at 31 August 2010: | Nil |

Suncorp Traditional High Growth Fund

High growth

Objectives:

To maximise returns over the long term from investing in a mix of shares, property, alternative growth assets, fixed interest securities and cash with a majority of the assets invested in growth assets. The fund aims to outperform its benchmark over rolling five-year periods.

Strategy:

The option is designed to hold a diversified mix of growth and defensive assets with an emphasis on growth assets.

| | Strategic Allocation | Ranges |
|------------------------------|----------------------|----------|
| Australian shares | 40.0% | 37-43% |
| International shares | 40.0% | 38-42% |
| Property securities | 5.0% | 0-10% |
| TAA trust | 5.0% | 4.5-5.5% |
| Australian fixed interest | 5.0% | 0-10% |
| International fixed interest | 5.0% | 0-10% |
| Cash | 0.0% | 0-20% |

| | |
|--|--------------|
| Risk profile: | High |
| Style: | Multi-sector |
| Timeframe: | 5-7 years |
| Investment fee: | 0.45% pa |
| Performance fee: | No |
| Buy/sell spread as at 31 August 2010: | Nil |

Single sector investment options – closed to additional contributions

| AXA Wholesale Australian Monthly Income Fund | Colonial First State Wholesale Income Fund | Challenger High Yield Fund | | | | | | | | | | | | | | | | | | | | | | | | | | | |
|--|---|--|--------|------|-------|-------|---------------------------|-------|-------|-----------|-------|--------|--|--|----------------------|--------|-------------------------|--------|--------|--|--|----------------------|--------|------------|-------|---------|------|-------|-------|
| Australian fixed interest | Australian fixed interest | Diversified fixed interest | | | | | | | | | | | | | | | | | | | | | | | | | | | |
| <p>Objectives: To provide a competitive interest income return on a monthly basis while at the same time providing a stable unit price.</p> | <p>Objectives: To provide a consistent monthly income while minimising the risk of capital loss, by predominantly investing in a broad selection of Australian-based mortgages, Australian and international fixed interest investments and cash.</p> | <p>Objectives: The fund aims to outperform the UBSA Bank Bill Index and the UBSA Composite (All Maturities) Bond Index over any 12 month period.</p> | | | | | | | | | | | | | | | | | | | | | | | | | | | |
| <p>Strategy: The investment strategy for the fund emphasises consistency of income taking into account prevailing market interest rates.</p> | <p>Strategy: The fund invests in a broad selection of quality Australian-based mortgages, Australian and international fixed interest investments and cash, placing emphasis on the management of credit risk. The fund doesn't generally directly purchase securities that give rise to material currency risk. The option aims to hedge any currency risk that occurs.</p> | <p>Strategy: Challenger adopt an active approach to managing the fund. They are active participants in the fixed interest and hybrid securities market and have considerable expertise in assessing the investment potential of rated and unrated fixed interest and hybrid securities.</p> | | | | | | | | | | | | | | | | | | | | | | | | | | | |
| <table border="1"> <thead> <tr> <th></th> <th>Strategic Allocation</th> <th>Ranges</th> </tr> </thead> <tbody> <tr> <td>Cash</td> <td>10.0%</td> <td>5-25%</td> </tr> <tr> <td>Australian fixed interest</td> <td>20.0%</td> <td>0-30%</td> </tr> <tr> <td>Mortgages</td> <td>70.0%</td> <td>55-90%</td> </tr> </tbody> </table> | | Strategic Allocation | Ranges | Cash | 10.0% | 5-25% | Australian fixed interest | 20.0% | 0-30% | Mortgages | 70.0% | 55-90% | <table border="1"> <thead> <tr> <th></th> <th>Strategic Allocation</th> <th>Ranges</th> </tr> </thead> <tbody> <tr> <td>Cash and fixed interest</td> <td>100.0%</td> <td>0-100%</td> </tr> </tbody> </table> | | Strategic Allocation | Ranges | Cash and fixed interest | 100.0% | 0-100% | <table border="1"> <thead> <tr> <th></th> <th>Strategic Allocation</th> <th>Ranges</th> </tr> </thead> <tbody> <tr> <td>Securities</td> <td>80.0%</td> <td>70-100%</td> </tr> <tr> <td>Cash</td> <td>20.0%</td> <td>0-30%</td> </tr> </tbody> </table> | | Strategic Allocation | Ranges | Securities | 80.0% | 70-100% | Cash | 20.0% | 0-30% |
| | Strategic Allocation | Ranges | | | | | | | | | | | | | | | | | | | | | | | | | | | |
| Cash | 10.0% | 5-25% | | | | | | | | | | | | | | | | | | | | | | | | | | | |
| Australian fixed interest | 20.0% | 0-30% | | | | | | | | | | | | | | | | | | | | | | | | | | | |
| Mortgages | 70.0% | 55-90% | | | | | | | | | | | | | | | | | | | | | | | | | | | |
| | Strategic Allocation | Ranges | | | | | | | | | | | | | | | | | | | | | | | | | | | |
| Cash and fixed interest | 100.0% | 0-100% | | | | | | | | | | | | | | | | | | | | | | | | | | | |
| | Strategic Allocation | Ranges | | | | | | | | | | | | | | | | | | | | | | | | | | | |
| Securities | 80.0% | 70-100% | | | | | | | | | | | | | | | | | | | | | | | | | | | |
| Cash | 20.0% | 0-30% | | | | | | | | | | | | | | | | | | | | | | | | | | | |
| <p>Risk profile: Medium Style: Active Timeframe: 2 years plus Investment fee: 0.72% pa (ICR) Performance fee: No Buy/sell spread as at 31 August 2010: Nil</p> | <p>Risk profile: Medium Style: Active Timeframe: 3 years plus Investment fee: 0.61% pa Performance fee: No Buy/sell spread as at 31 August 2010: +/-0.15%</p> | <p>Risk profile: Medium Style: Active Timeframe: 3 years plus Investment fee: 0.69% pa Performance fee: Yes³ Buy/sell spread as at 31 August 2010: +/-0.20%</p> | | | | | | | | | | | | | | | | | | | | | | | | | | | |

Single sector investment options – closed to additional contributions continued

APN Property for Income Fund No. 2

Australian property

Objectives:

To have a gross annual yield (before fees) that equates to at least 110% of the average yield of the S&P/ASX 200 Property Trusts Dividend Yield series, to have a tax advantaged income component of more than 20% of distributed income and to provide investors with a level of capital growth which at least matches increases in the CPI.

Strategy:

The fund will invest in a wide range of underlying listed (AREIT's) and unlisted property securities.

Specific notes

The specific notes relate to the footnotes on pages 33 and 35.

1. The strategic allocation for international shares has the currency exposure hedged back to Australian dollars.
2. SLSL may depart from the allocations and ranges.
3. 20% of the funds after management fee return above the UBSA Composite (All Maturities) Bond Index.

| | Strategic Allocation | Ranges |
|------------------------------|----------------------|--------|
| Cash | 2.0% | 0-10% |
| Listed property securities | 80.0% | 70-95% |
| Unlisted property securities | 15.0% | 0-20% |
| Mortgage securities | 3.0% | 0-15% |

| | |
|--|--------------|
| Risk profile: | High |
| Style: | Active value |
| Timeframe: | 5-7 years |
| Investment fee: | 0.95% pa |
| Performance fee: | No |
| Buy/sell spread as at 31 August 2010: | +/-0.25% |

Information about the investment managers



Ausbil Dexia Limited

Ausbil Dexia Limited (Ausbil) is an Australian equities specialist with approximately \$12 billion in funds under management as at 30 June 2010.

Established in April 1997, Ausbil is a joint venture between senior members of the Australian investment/management team and Dexia Asset Management, the asset management arm of the Dexia Group.

Ausbil offers its clients the focus and specialisation of an employee-owned boutique backed by the financial integrity of a global banking partner.



Bernstein Value Equities (a unit of AllianceBernstein Australia Limited)

AXA Australia is a member of the Global AXA Group, one of the largest financial services groups in the world. With more than A\$70 billion in funds under management, AXA Australia is a leading provider of investment solutions to more than 1 million Australians. Currently, the Global AXA Group operates in 50 countries and helps more than 65 million customers worldwide to plan and invest for their future.

AllianceBernstein is the investment manager for the Fund's exposure to global equities through the Bernstein Value Equities investment team, and cash/cash securities through the AllianceBernstein Fixed Income investment team. AllianceBernstein is responsible for market research, stock selection and the buying and selling in relation to those securities.

AllianceBernstein is a joint venture company formed between AXA Asia Pacific Holdings Limited and a wholly-owned subsidiary of AllianceBernstein L.P., a US-based organisation that is also a member of the Global AXA Group.

BLACKROCK

BlackRock Investment Management (Australia) Limited (ABN 13 006 165 975, AFSL 230 523)

BlackRock is one of the world's preeminent asset management firms and a premier provider of global investment management, risk management and advisory services to institutional, intermediary and individual investors around the world. With more than \$3.151 trillion¹ in assets under management, BlackRock offers a wide range of investment strategies and product structures to meet clients' needs. These include individual and institutional separate accounts, mutual funds and other pooled investment vehicles, and the industry-leading iShares® ETFs. Through BlackRock Solutions®, we offer risk management, strategic advisory and enterprise investment system services to a broad base of clients with portfolios totaling approximately US\$9 trillion.¹ The firm employs more than 8,500 talented professionals in 24 countries around the world. For additional information, please visit the firm's website at www.blackrock.com.

¹ Data is as of 30 June 2010, is subject to change, and is based on a pro forma estimate of assets under management at BlackRock, Inc. and Barclays Global Investors.

Information about the investment managers continued



BT Investment Management (RE) Limited (ABN 17 126 390 627, AFSL 316455)

BT Investment Management (RE) Limited (BTIM) is a 'multi-boutique' specialist investment fund manager providing a diverse range of investment choices for both individual and institutional investors.

Our vision is to combine the benefits of our strong institutional foundation and performance-focused culture with a 'multi-boutique' specialist investment approach. BTIM's investment capabilities are grouped into specialised investment teams or 'boutiques'. These include Equity, Income and Macro. We believe this approach positions BTIM with the potential to achieve outstanding risk-adjusted returns for our clients.

BTIM's investment teams develop products in asset classes such as equities, bonds, fixed income and alternative investments, where we believe our investment capabilities and processes have a comparative advantage. We focus on utilising a large, talented resource pool and applying disciplined investment processes to generate true-to-label performance.

We also partner with leading global and domestic external investment managers with complementary capabilities. These managers are specialists in their asset classes and are selected by BTIM for their reputation, skill and experience. These alliances enable investors to access a broader range of expertise and perspectives.

BT Investment Management is listed on the Australian Securities Exchange and manages over A\$34.3 billion (30 June 2010) for investors. BTIM is majority owned by the Westpac Group.



Colonial First State Investments Limited

Colonial First State (CFS) is committed to delivering quality investment solutions which enhance the wealth of our investors. CFS is the largest Australian-based investment manager, with a growing presence in selected international markets. Our specialist investment teams manage portfolios across a diverse range of global markets, investment styles and asset classes, including Australian equities, global equities, global emerging market equities, global resource equities, global property securities, global listed infrastructure securities, global fixed interest and credit and short term investments. In addition, we have a direct asset management business which offers investors specialist property and infrastructure investments.

Our aim as an investment manager is to understand and manage risk appropriately relative to the return objectives of the funds we manage. We do this through the implementation of disciplined investment and risk management processes. CFS is also a signatory to the United Nations Principles for Responsible Investment, a framework we follow to incorporate environmental, social and governance issues into our investment process.

Our approach to investment is driven by a commitment to providing the best possible outcomes over the long term for our investors. To achieve this, we ensure our interests are aligned with our investors and uphold a culture of always acting in our clients' best interests.



FIL Ltd (Fidelity Investment Managers)

Fidelity International (Fidelity Investment Managers) is one of the world's largest investment institutions. But size is not our only advantage. At Fidelity, we combine the strength of our size with a proprietary investment process that we believe provides a clear advantage in picking stocks that will outperform over the long term. Fidelity's global network of investment professionals have visibility of markets and companies few other fund managers can match. These extensive research capabilities give Fidelity's portfolio managers access to detailed, up-to-date analysis on more than 90% of the world's largest listed companies¹. Importantly, our global resources enable us to refresh our views on these companies every 90 days². That's 90% of the world's largest companies, reviewed every 90 days. Add to this our ability to talk to a company's competitors, suppliers, distributors and customers – and we can create a proprietary 'three-dimensional view'. All this information is then shared seamlessly across the Fidelity network of more than 900 investment professionals, effectively making every piece of information hundreds of times more valuable.

1 As at 31 December 2009. World's largest listed companies refers to MSCI World Index. % of index rated in last 120 days.

2 For smaller companies we make contact at least every 120 days.



Ibbotson Associates

Ibbotson Associates is a leading provider of asset allocation, manager selection and portfolio construction services with over 30 years' experience in the United States, Australia and other international markets. Ibbotson leverages its in-depth research to deliver innovative investment solutions, help investors reach their financial goals and provide independent investment thought leadership. Ibbotson was founded in 1977 and is a Morningstar company.

Ibbotson aims to deliver investment returns by evaluating investment managers locally and offshore. Quality specialist managers are selected and combined to meet the investment objective.

Active and/or passive investment managers are selected to create a well-diversified portfolio. Active managers try to maximise outperformance within agreed risk constraints relative to a performance benchmark.

Ibbotson also believes that no single active investment management style will deliver superior performance across all phases of the investment cycle. An intensive manager selection process covering managers with different styles and appropriately combined will, in Ibbotson's view, produce superior long-term results.

Information about the investment managers continued



Lazard Asset Management Pacific Co.

Lazard Asset Management Pacific Co ("Lazard Pacific") is a subsidiary of Lazard Asset Management LLC ("LAM"), the asset management subsidiary of Lazard Freres & Co. LLC Lazard Pacific has appointed LAM to provide investment management services for Australasian-based clients for certain products across global equities, and alternative assets. As at 30 June 2010, LAM managed A\$132.2 billion in assets worldwide, of which Lazard Pacific managed over A\$16.6 billion on behalf of its clients. LAM has research analysts in the USA, Australia, Japan, Korea, the UK and Germany. Lazard Pacific is responsible for the management of assets for local Australian clients across domestic equities, global equities, and alternative assets.



Macquarie Investment Management Limited

Macquarie Funds Group ("MFG") has over 30 years of experience and an international reach that extends across the major investment markets of the world. MFG manages a diverse range of products across a wide range of asset classes including cash, fixed income, currencies, listed property, equities, listed infrastructure and private equity, funds based structured products, hedge funds, fund of funds, and trustee and back office services.

As of 30 June 2010, MFG had a team of over 1,100 staff and offices in 20 locations around the world and total assets under management of over AU\$236 billion.



Perennial Investment Partners Limited

Perennial is a specialist active funds management firm whose business objective is to manufacture superior investment outcomes for clients. Perennial operates as a suite of specialist, active boutique investment management businesses who collectively manage over \$19.5 billion as at 30 June 2010.

The structure of Perennial has been designed to create and foster a specialist investment management culture, allowing the investment professionals to focus on investing. Under this structure, Perennial shares equity ownership of each boutique investment management business with key professionals who work in that business. Perennial believes that the boutique structure cultivates an environment where the interests of investors and investment professionals are more clearly aligned. This approach has led to superior performance in many of Perennial's investment management capabilities.



Perpetual Investments

Perpetual Investments is one of Australia's leading investment managers, with \$26.9 billion in funds under management (as at 30 June 2010). Perpetual Investments is part of the Perpetual Group, which has been in operation for more than 120 years. By employing some of the industry's best investment specialists and applying a proven investment philosophy, Perpetual Investments has been able to help generations of Australians manage their wealth.



Platinum Investment Management Limited

Platinum Asset Management (Platinum) is an Australian-based manager specialising in international equities.

Platinum manages in excess of \$18 billion (as at 31 August 2010) with around 12% of funds from investors in New Zealand, Europe, America and Asia.

Platinum's investment methodology is applied with the aim of achieving absolute returns for investors.

Platinum is owned by Platinum Asset Management Limited ABN 13 050 064 287, a company listed on the Australian Securities Exchange. The majority of issued shares, however, remain held by staff (and related parties).



Principal Global Investors (Australia) Limited (PGIA)

PGIA is division of Principal Global Investors. Principal Global Investors is a diversified asset management organisation and a member of the Principal Financial Group®. Principal Global Investors manages US\$212.9 billion¹ in assets primarily for retirement plans, institutional and retail clients, and draws from the expertise of 420 investment professionals. The firm offers a broad range of investment capabilities, including equity, fixed income and real estate investments as well as specialised overlay and advisory services. Our global reach provides an information advantage in researching and managing investment portfolios.

¹ As of June 30, 2010. Funds under management will change from time to time. The latest figure can be obtained from our website or from your IDPS provider.

Principal Global Investors is the asset management arm of the Principal Financial Group® (The Principal®) and includes the asset management operations of the following subsidiaries of The Principal: Principal Global Investors, LLC; Principal Real Estate Investors, LLC; Spectrum Asset Management, Inc.; Post Advisory Group, LLC; Columbus Circle Investors; Edge Asset Management, Inc.; Morley Financial Services Inc.; Principal Global Investors (Europe) Limited; Principal Global Investors (Singapore) Ltd.; Principal Global Investors (Australia) Ltd.; Principal Global Investors (Japan) Ltd.; Principal Global Investors (Hong Kong) Ltd.; CIMB – Principal Islamic Asset Management Sdn. Bhd.; and the majority owned affiliates of Principal International, Inc.



Deutsche Asset Management (Australia) Limited

DWS Investments is the global retail asset management business of Deutsche Bank. Founded in Germany in 1956, DWS Investments is the largest mutual fund company in Germany¹ and among the top ten players globally² in terms of assets under management. DWS Investments is also the name under which Deutsche Asset Management (Australia) Limited, the Responsible Entity of the RREEF Paladin Property Securities Fund, markets a range of its retail funds in Australia. Deutsche Bank's asset management business is one of the world's largest investment management organisations. Deutsche Bank's asset management business has offices in more than 60 countries, allowing them to draw on a breadth of investment skills, resources and insights to enhance the service that they deliver to Australian investors.

¹ BVI as of 31 May 2010

² Lipper FMI (Europe), Simfund (US, Asia, Australia) as at 31 March 2010

Information about the investment managers continued



Suncorp Metway Investment Management Limited

Suncorp Metway Investment Management Limited (ABN 31 068 147 651 AFSL No. 229884) (SMIML) is the investment manager of the Suncorp Investment Funds. SMIML is part of the Suncorp Group of companies which as at 31 May 2010 managed over \$22 billion in funds on behalf of retail, institutional, superannuation funds and private clients. SMIML's investment capabilities cover Australian shares, overseas shares, listed property trusts, cash, fixed interest and diversified funds. SMIML aims to optimise performance against client return objectives and risk parameters and its processes are designed to generate consistent outcomes in each asset class in accordance with its core strengths and investment style.

Suncorp Metway Investment Management Limited has appointed Russell Investment Management Limited (ABN 53 068 338 974) (AFSL No 247185), on a temporary basis, to provide interim management of the Suncorp Investment Management Australian Equities Trust until a new in-house Suncorp Australian equities team is in place. The appointment of Russell Investment Management Limited does not affect the investment objective of the Suncorp Investment Management Australian Equities Trust.

With more than A\$196 billion in assets under management¹, Russell serves individual, institutional and adviser clients in more than 47 countries.

Russell provides access to some of the world's best money managers. It helps investors put this access to work in large superannuation funds and in the life savings of individual investors.

¹ As at 31 May 2010



Tyndall Investment Management Limited

Tyndall Investment Management Limited is a specialist Australian investment management organisation established in 1989. It is part of the Suncorp Group of companies which managed over \$22 billion funds on behalf of retail, institutional, superannuation funds and private clients as at 31 May 2010.

Tyndall Investment Management Limited is an award-winning multi-specialist investment manager of Australian investment funds, specialising in Australian shares, Australian fixed interest and international fixed interest. Tyndall Investment Management Limited strives to thoroughly understand the needs of its clients by tailoring solutions to meet their objectives, being adaptive and maintaining a thorough research-driven investment process. This is based on the belief that by adhering to its investment styles and the discipline of its processes, it can provide high-quality services to its clients and aims to meet its clients' risk and return requirements.



Vanguard Investments Australia Ltd

Vanguard Investments Australia Ltd is a wholly owned subsidiary of The Vanguard Group, Inc. which is based in the United States and currently manages more than A\$1.5 trillion for over 23 million institutional and personal investor accounts as at 30 June 2010.

Over the past 30 years, The Vanguard Group, Inc. has grown to be one of the world's largest and most respected investment management companies. Vanguard now has a global presence with offices in the United States, Australia, Asia and Europe. Vanguard has established a reputation in Australia as an index specialist, managing over A\$81 billion funds under management as at 30 September 2010.

Offering a range of low cost index funds, diversified funds and exchange traded funds (ETFs) covering major asset sectors, investors can benefit from Vanguard's high quality, low-cost investment solutions.



Walter Scott & Partners Limited

The Walter Scott Global Equity Funds are managed by Walter Scott & Partners Limited (Walter Scott), a global investment manager established in 1983, in Edinburgh, Scotland. Walter Scott has a wealth of experience in global equity investment, and currently manages A\$35.7 billion (as at December 2009) in assets for its global client base. Walter Scott is a classical, fundamental and long-term growth manager.

Walter Scott believes that the long-term returns generated from investing in a company are primarily determined by the wealth it generates through the growth of its earnings, a competitive return on equity and solid free cash flow generation.

Walter Scott's fundamental, bottom up investment approach combines detailed financial analysis with business and industry analysis. Meetings with company management are key to the process. All investment ideas are discussed amongst the entire team and the idea must gain unanimous approval before a stock can enter the portfolio. Walter Scott adopts a buy and hold approach, allowing the companies to realise their growth potential and compound returns.



Zurich Investment Management Limited

Zurich Investment Management Limited (Zurich Investments) is a subsidiary of Zurich Financial Services Australia Limited, which is part of the worldwide Zurich Financial Services Group based in Switzerland. In Australia, Zurich's core lines of business are general insurance, life risk, investments and superannuation solutions.

Zurich Investments provides exclusive access to specialist investments by combining the expertise of specialist fund managers with the distribution and customer service strength of Zurich.

Insurance features



Today we take out insurance for all our assets, including the car, boat, house and personal valuables such as jewellery. However, many people neglect to insure their most important asset – themselves, and their ability to earn an income. Fortunately, Suncorp WealthSmart offers a range of insurance options tailored to help protect you and your family from life’s uncertainties.

Insurance offered through Suncorp WealthSmart is provided by Asteron Life (insurer). Asteron Life is part of the Suncorp Group and is an award-winning insurer with a proud heritage of protecting Australians that stretches back for 175 years.

This section gives additional information on certain aspects of the insurance cover offered under Suncorp WealthSmart. For an overview of the cover offered, please see the relevant PDS.

Lifestyle Event Cover option

We understand that your circumstances can change over time. Our Lifestyle Event Cover option makes sure you’re covered for some of life’s milestones without the hassle of any medical assessment. Once you’ve been accepted for Suncorp WealthSmart insurance cover, you can apply for the Lifestyle Event Cover option for the same type of cover. The terms of your original cover, such as loadings or exclusions, will apply to the increases to your sum insured as a result of this option.

If you’re under age 60, you can apply for additional Death or Death and TPD cover within 90 days of any of the following events:¹

| Lifestyle event | Minimum cover amount | Maximum cover amount |
|---|----------------------|--|
| Get married | \$25,000 | The lesser of: <ul style="list-style-type: none"> • \$100,000 and • 50% of your Death cover amount. |
| Apply for or increase your mortgage (where the mortgage or increase in mortgage is at least \$25,000) | \$25,000 | The lesser of: <ul style="list-style-type: none"> • \$100,000 • 50% of your Death cover amount and • the amount or increase of the mortgage |
| Have a child (by birth or adoption) | \$25,000 | The lesser of: <ul style="list-style-type: none"> • \$100,000 • 50% of your Death cover amount. |

¹ This option can be taken out once in any 12-month period and a maximum of three times in total. If you’re part of an employer plan, this additional cover will be treated as member selected cover.

Overseas cover

Going overseas? Providing premiums continue to be paid, your cover will continue while you’re away on holidays, without you needing to obtain confirmation before you go. However, if you’re intending to work overseas, you’ll need to get written confirmation from the insurer for your cover to continue. Cover will stop if you move overseas permanently.

Terminal illness benefit

If you're covered and become 'terminally ill', we'll pay you an early payment of your Death cover – ensuring you have the maximum amount of support during this difficult time. The terminal illness benefit is the lesser of:

- your Death cover and
- \$3 million.

Your Death cover will be reduced by the amount of terminal illness benefit paid out. If you're covered for both Death and TPD, your TPD cover will stop when we pay you the terminal illness benefit.

Income Protection benefit

Partial disability

If you have Income Protection cover and have been totally disabled for seven out of twelve consecutive days during the waiting period, and you remain partially disabled at the end of the waiting period, we'll pay you a partial disability benefit if you go back to work in a reduced capacity due to injury or illness. The benefit can compensate your partial loss of earnings if you can only return to work gradually. We'll pay this monthly benefit until you can return to work at full capacity (or you are medically certified to do so) or until the end of the benefit period.

Your monthly benefit will be reduced in line with anything you earn while partially disabled.

Rehabilitation benefit

If you've been totally or partially disabled, we want you to get back on your feet as soon as possible. We may pay some or all of the expenses of a return to work program, or some form of rehabilitation treatment, if we believe that this may assist in your recovery.

Recurring disability

If we've paid you an Income Protection benefit and you become ill from the same injury or illness within six months of the payments ending we'll consider it a continuation from the previous claim as long as you're still covered. This means you'll skip the waiting period, however your benefit period will take into account your previous claim payments. If you have employer selected cover, you'll still need to be employed by your employer (or have been accepted for cover when you left your employer) at the date of recurring disability to be covered for this benefit.

Indexation of benefit payments

If you have Income Protection cover for a 5 year period or to age 65, and have received benefit payments for 12 continuous months, to keep your cover protected from inflation, we'll increase your benefit payments by the lesser of 5% or the indexation factor, on a yearly basis.

Premium rates

Payment of premiums

Your insurance premiums will be deducted from your account in advance on or around the 1st of each month. If your account balance is insufficient to pay for your monthly premium when it falls due, we'll write to let you know.

You'll then have 30 days to pay the outstanding premium and an additional one month's premium. If these premiums remain outstanding at the end of the 30 days, we'll cancel the cover and close your account.

We'll waive premiums

Your monthly Income Protection premiums will be waived during the period you receive a total disability or partial disability benefit. We'll then restart deducting premiums from your account in the month that you stop receiving the benefit.

How to make a claim

If you need to make a claim, we'll make sure the process is as quick and simple as possible, at what's often a difficult time.

Making a claim is easy. Just contact us as soon as you can reasonably do so, but no later than:

| | |
|--------------------------------|--|
| For a TPD claim | Twelve months from the time of the event giving rise to the claim. |
| For an Income Protection claim | 30 days after the end of the waiting period. |

You can only make a claim if the event first happens while you're a member of Suncorp WealthSmart and your cover is in force. We'll pay the benefit if you meet the definition of totally and permanently disabled, totally disabled or partially disabled. Please see 'Summary of key definitions and concepts' on page 47.

Insurance features continued

Accessing your insurance benefits

Death

If you die while covered, any death benefit amount payable will be paid into your Suncorp WealthSmart account and be invested in the Suncorp Term Deposit Fund. We'll then pay the benefit to one or more of your dependants and/or your estate. If you've put a valid death benefit nomination in place, we'll pay this benefit in accordance with this nomination. Your dependants can then elect to receive the benefit as a lump sum, or in some circumstances, as a pension or a combination of a lump sum and pension payments.

TPD

If a TPD benefit is paid, we'll credit the proceeds (less any tax) to your Suncorp WealthSmart account, where it'll be invested in the Suncorp Term Deposit Fund. To access any TPD benefits, you must satisfy a condition of release. For more information about when you satisfy a condition of release, please see 'When have you met a condition of release?' on page 10.

Income Protection

You must meet the definition of totally or partially disabled for the whole of your waiting period to be entitled to any Income Protection benefits.

Any Income Protection benefits you're entitled to are subject to superannuation conditions of release under current superannuation law.

You may be able to access your benefits on the grounds of 'temporary incapacity' which is similar (but not the same) as the total disability definition under Suncorp WealthSmart cover.

Under current superannuation law, temporary incapacity exists if:

'in relation to a member who has ceased to be gainfully employed (including a member who has ceased temporarily to receive any gain or reward under a continuing arrangement for the member to be gainfully employed), means ill-health (whether physical or mental) that caused the member to cease to be gainfully employed but does not constitute permanent incapacity.'

If the temporary incapacity release condition is met, Income Protection benefits will be paid as a non-commutable income stream for the duration of the incapacity.

Income tax is payable on any benefits you receive. Income Protection benefits are paid monthly in arrears. If you're covered for super contributions, any amounts

will be paid into your Suncorp WealthSmart account and be subject to the normal charges applying to your contributions.

If you die while receiving Income Protection benefits, we'll then stop paying the benefit amount and credit your Suncorp WealthSmart account with a lump sum of three times the monthly benefit amount.

When cover may be reduced

If you're covered for Death or TPD cover under other policies issued by the insurer or any other company within the Suncorp Group, your cover may be reduced so that the sum of all cover doesn't exceed \$5 million for Death and \$3 million for TPD cover.

Monthly Income Protection benefits will be reduced if you receive sick leave payments, worker's compensation or motor accident compensation, statutory compensation payments, Centrelink or similar government payments, or income replacement benefits from any other insurance policies or super funds.

The amount paid for any claim may be reduced or not paid at all, if you make a claim later than the period allowed and the delay is prejudicial to the insurer.

When we won't pay

You won't receive benefits if the event giving rise to the claim is caused directly or indirectly by:

| Cover | Exclusions |
|---|---|
| Death only or Death and TPD (employer selected cover) | <ul style="list-style-type: none">• None |
| Death only or Death and TPD (any other cover) | <ul style="list-style-type: none">• An intentional self-inflicted act within 13 months of starting cover, any increases in cover, or cover being reinstated. |
| Income Protection (all cover) | <ul style="list-style-type: none">• War• An intentional self-inflicted act• Normal and uncomplicated pregnancy• Criminal activity for which you're convicted• Imprisonment. |

Summary of key definitions and concepts

Definitions are important. For example, they set out the test we'll apply when considering a claim. The following table contains a summary of some of the key definitions, which we've simplified to help you get a clearer understanding. Throughout the Member Booklet and PDS where you see these terms, you should refer to the policies for the definitions. Suncorp WealthSmart's Life Insurance and Group Income Protection policies contains the exact wording of all definitions.

| Death and TPD Cover | |
|--|---|
| Date of disablement | This is the date from which a medical practitioner certifies you're no longer able to work because of illness or injury. |
| Salary | <p>Salary – applies to members of Suncorp WealthSmart Business Super who are still employed by their Suncorp WealthSmart employer.</p> <p>Salary will be the salary we were advised at the annual review date before the date of death or disablement unless otherwise specified by us.</p> <p>Where we agree to include commission and bonuses in your salary, your employer must include a three-year rolling average of any paid commission or bonuses on the commencement date and at each annual review date. Where you haven't been eligible for commission or bonuses for a period of three years, then the average will be calculated over the shorter period. Benefits paid will be based on the salary at the last annual review date, unless otherwise specified by us.</p> |
| | <p>Salary – applies to members of Suncorp WealthSmart Business Super who have ceased employment with their Suncorp WealthSmart employer, family account members and to members of Suncorp WealthSmart Personal Super.</p> <p>Salary will be the remuneration you receive for personal exertion from your occupation.</p> |
| Terminally ill | You're considered terminally ill if in the opinion of up to two specialist medical practitioners (one of which must be approved by the insurer), your life expectancy is, due to illness and regardless of any available treatment, not longer than 12 months. |
| Totally and Permanently Disabled (TPD) | <p>TPD means one of the following:</p> <p>a. TPD (Specific loss) You suffer total and permanent loss of use of:</p> <ul style="list-style-type: none"> i. two limbs or ii. sight of both eyes or iii. one limb and sight of one eye. <p>'Limb' is defined as whole hand or whole foot, and 'loss of sight' is defined as:</p> <ul style="list-style-type: none"> i. visual acuity less than 6/60 in both eyes after correction or ii. a field of vision constricted to 20 degrees or less of arc or iii. a combination of visual defects resulting in the same degree of visual impairment as that occurring in either of the above. <p>b. TPD (Occupational) You were employed on a permanent basis at the date of disablement and</p> <ul style="list-style-type: none"> i. as a result of illness or injury, have been absent from and totally unable to engage in such employment for a period of six consecutive months from the date of disablement and ii. in the insurer's opinion, after consideration of medical and other evidence (on the day which is six months after the date of disablement), you're unlikely to ever engage in any occupation for which you're reasonably suited by education, training or experience. |

Insurance features continued

Totally and Permanently Disabled (TPD)

c. TPD (Activities of daily living)

In the insurer's opinion, after consideration of medical and other evidence, you're constantly and permanently unable to perform at least two of the following activities without the physical assistance of another person:

- i. bathing and showering
- ii. dressing and undressing
- iii. eating and drinking
- iv. maintaining continence with a reasonable level of personal hygiene and
- v. getting in and out of bed, a chair or wheelchair, or moving from place to place by walking, wheelchair or walking aids.

If you're able to perform the activity on your own by using special equipment, you'll be treated as being able to perform that activity.

d. TPD (Home duties)

You've been engaged full-time in normal domestic duties in your own residence for more than six consecutive months before the date of disablement, and:

- i. have suffered an illness or injury
- ii. are unable to engage in all of the normal domestic duties because of that illness or injury for a continuous period of at least six consecutive months (if you're able to perform any normal domestic duty you won't meet this requirement)
- iii. are unable to leave home unaided
- iv. in the insurer's opinion, after consideration of medical and any other evidence, you're incapacitated to such an extent that you're unlikely ever to be able to perform any normal domestic duty or engage in any occupation for which you're reasonably suited by education, training or experience
- v. are under the regular treatment and following the advice of a medical practitioner for the illness or injury that prevents you from performing normal domestic duties.

'Normal domestic duties' means the domestic duties normally performed by a person who remains at home and isn't working in regular employment for income, including:

- a. cleaning the home
- b. doing the washing
- c. shopping for food
- d. cooking meals and
- e. when applicable, looking after children.

Income Protection cover

| | |
|--------------------|---|
| Benefit period | The maximum period for which an Income Protection benefit will be paid. |
| Indexation factor | <p>The indexation factor is the percentage change in the Consumer Price Index (CPI) which is:</p> <ul style="list-style-type: none"> a. the weighted average of the eight Australian capital cities combined as published by the Australian Bureau of Statistics or any body which succeeds it b. in respect of the 12-month period finishing on 30 September. <p>It'll be determined at 31 December each year and applied from 1 March in the following year. If the CPI is not published by 31 December, the indexation factor will be calculated using a retail price index which the insurer considers most nearly replaces it. If the percentage change in the CPI or any substitute is negative, the indexation factor will be taken as zero.</p> |
| Partially disabled | <p>You're considered partially disabled if, as a result of illness or injury, you were previously totally disabled, are no longer totally disabled and you're:</p> <ul style="list-style-type: none"> a. performing, or able to perform, one or more of the important income producing duties of your occupation or are otherwise working b. under the regular care, and following the advice of a medical practitioner; and c. earning less than your monthly rate of salary immediately before the waiting period as a result of illness or injury causing partial disability. |

| | | |
|---|---|---|
| Salary | Salary – applies to members of Suncorp WealthSmart Business Super who are still employed by their Suncorp WealthSmart employer. | Salary will be the base salary we were advised at the annual review date before the date the total disability is determined, unless otherwise specified by us. Where we agree to include commission and bonuses in your salary, your employer must include a three-year rolling average of any paid commission or bonuses on the commencement date and at each annual review date. Where you haven't been eligible for commission or bonuses for a period of three years, then the average will be calculated over the shorter period. Benefits paid will be based on the salary at the last annual review date, unless otherwise specified by us. |
| | Salary – applies to members of Suncorp WealthSmart Business Super who have ceased employment with their Suncorp WealthSmart employer, family account members and to members of Suncorp WealthSmart Personal Super. | Salary will be determined as your highest average monthly earnings from employment over any consecutive 12 months in the period of three years before the date of disablement. Where the period of employment is less than 12 months, salary will be determined from the average monthly earnings over the shorter period of your employment. |
| Totally disabled | You're considered totally disabled if, as a result of illness or injury, you: a. are unable to perform one or more of the important income producing duties of your occupation b. are not working, whether or not for reward and c. have consulted and are under the regular care, and following the advice, of a medical practitioner. | |
| Waiting period | The waiting period starts on the day you're first totally disabled. The waiting period may be 30, 60 or 90 days and determines the earliest day you'll be eligible to receive benefit payments. You'll be advised which waiting period is applicable to your cover. Generally, a longer waiting period means you'll pay lower insurance premiums. You may return to work for a maximum of: <ul style="list-style-type: none">• five days if your waiting period is 30 days• ten days if your waiting period is 60 or 90 days without having to restart the waiting period. Any days worked are added to the waiting period. | |
| Common to Death, TPD and Income Protection Cover | | |
| At work | You're considered at work if you were actively performing all the duties of your occupation with your employer, and weren't receiving or entitled to claim income replacement benefits from any source including workers compensation, motor accident compensation, statutory compensation, Centrelink or similar government body or any other insurance policies or super funds. If you were on approved leave, you must've been capable of performing all the duties of your regular occupation had you not been on approved leave. If you didn't meet these requirements you'll be considered not at work. | |
| Gainfully employed | You're considered gainfully employed if you're employed for gain or reward in any business, trade, profession, vocation, calling, occupation or employment without restriction due to illness or injury. | |
| Medical practitioner | This is a medical practitioner who is legally qualified and registered to the equivalent Australian standards (and includes an appropriate specialist) who isn't you, your spouse, a relative, a business associate, the Trustee or employed by the Trustee. | |
| Permanent basis | Permanent basis means you're engaged and performing all of the income producing duties of your usual occupation with your employer for a minimum of 15 hours each week and satisfy one of the following conditions: a. permanent full-time or permanent part-time employee b. casual employee employed for a minimum period of two years c. contractor working on a fixed term contract of at least 12-months duration, and your salary is paid to you directly by your employer who also makes SG contributions on your behalf. | |

Insurance features continued

| | |
|--------------|--|
| Underwriting | Underwriting is the assessment conducted by the insurer when you're applying for insurance cover before they make a decision on your application. |
| Visa | This is a current and valid visa issued in accordance with the Migration Act 1958 (Cth) or any amending or replacing act. It can be a: a. Subclass 457 working visa (with or without a 8107 condition); or b. Spouse visa (spouse of a permanent Australian resident on a two year temporary stay visa) without a 'no work' condition. |
| War | War means any act of war (whether declared or not), revolution, invasion, rebellion, or civil unrest. |

Honesty is the best policy

We have a duty, under the Insurance Contracts Act 1984 (Cth), to disclose to the insurer every matter that we know, or could reasonably be expected to know, that is relevant to the insurer's decision whether to accept the risk of the insurance and, if so, on what terms. We have the same duty to disclose those matters to the insurer before it renews, extends, varies or reinstates a contract of life insurance.

This duty, however, doesn't require disclosure of a matter:

- that diminishes the risk to be undertaken by the insurer
- that's of common knowledge
- that the insurer knows, or in the ordinary course of their business, ought to know
- as to which compliance with your duty is waived by the insurer.

It's a condition of your membership in Suncorp WealthSmart that you discharge the same duty of disclosure to us.

If you fail to comply with your duty of disclosure and the insurer wouldn't have entered into the contract on any terms if the failure hadn't occurred, the insurer may avoid the contract within three years of entering into it. If the non-disclosure is fraudulent, the insurer may avoid the contract at any time.

An insurer who is entitled to avoid a contract of life insurance may, within three years of entering into it, elect not to avoid it but to reduce the sum that you've been insured for in accordance with a formula that takes into account the premium that would've been payable if you had disclosed all relevant matters to the insurer.

This duty continues to apply until the insurer notifies you that the risk has been accepted.

The facts on tax



Are you sketchy on tax details? The table below helps you understand the basics when it comes to tax and your Suncorp WealthSmart account. Remember it's important to talk to your adviser before making any decisions.

| Tax... | Super | Pension |
|----------------|--|---|
| On the way in | <ul style="list-style-type: none"> • 0% on non-concessional contributions • 15% on concessional contributions • 45%* on excess amounts over the non-concessional and concessional contributions caps • 15% if your transfer contains any untaxed components. | <ul style="list-style-type: none"> • 0% in most cases • However, if your transfer contains any untaxed components, this will be taxed at 15%. |
| Along the way | <ul style="list-style-type: none"> • Up to 15% on investment earnings | <ul style="list-style-type: none"> • 0% on investment earnings |
| On the way out | <p>For lump sum withdrawals</p> <ul style="list-style-type: none"> • 0% if you're age 60 or over • 15%* on taxable components over \$160,000 if you're between your preservation age and age 60 • 20%* on taxable components if you're under your preservation age. | <p>For lump sum withdrawals</p> <ul style="list-style-type: none"> • 0% if you're age 60 or over • 15%* on taxable components over \$160,000 if you're between your preservation age and age 60. <p>For pension payments</p> <ul style="list-style-type: none"> • 0% if you're age 60 or over • If you're between your preservation age and age 60, the taxable part of your pension payments is taxed at your marginal income tax rate*. However, you can claim a 15% tax offset based on the taxable portion • If you're under your preservation age, the taxable part of your pension payments is taxed at your marginal income tax rate • A 15% tax offset applies if the pension payment is made due to disability or the death of another person. |

* Plus Medicare levy

The facts on tax continued

Tax File Numbers (TFNs)

It's easy to give us your TFN and there are lots of different ways to do so. Simply enter your TFN into your application form at the time of joining Suncorp WealthSmart, or:

- submit your TFN at our website at suncorp.com.au
- email your TFN to suncorpwealthsmart@suncorp.com.au
- call us on 13 11 55 (ask for 'Super') and tell us your TFN over the phone
- complete and send us a change of details form.

It's important that we have your TFN. While providing your TFN is voluntary, you should know that if you don't provide us your TFN, then:

- we can't accept any non-concessional (after tax) contributions
- you may pay more tax on concessional contributions than would otherwise be payable and
- it may be difficult to find and consolidate your super in the future.

We're authorised to collect your TFN under super law. Your TFN will be kept confidential and only used for lawful purposes which may include:

- finding or identifying your super funds
- calculating tax on any superannuation lump sums
- providing your TFN and other information to the Australian Tax Office (ATO)
- providing your TFN to your future super fund trustee or retirement savings account provider if you're transferring your account.

We won't pass on your TFN to another super fund if you write to us and tell us not to, and we won't disclose your TFN to anyone else.

Goods and services tax (GST)

Any expenses we incur from administering the Fund may be subject to GST. If we can claim a credit for the GST paid, we may pass the benefit on to you.

Tax and government charges

Taxes, duties and levies incurred by us are recovered directly from the assets of the investment options (where the expenses are investment costs) before determining unit prices, or from your account.

We deduct an amount from your account for contributions tax at the applicable rate. The total amount of contributions tax for the Fund is calculated at the end of the financial year. The amount is reduced by deductions allowable to the Fund. Therefore the total amount of contributions tax which is remitted to the ATO may be less than the aggregate amount which has been deducted from relevant members' accounts.

We retain any excess amount deducted for contributions tax within the Fund and may use this amount for authorised purposes including to cover expenses incurred in the proper administration, management or maintenance of the Fund.

Issuer:

Suncorp Portfolio Services Limited

ABN 61 063 427 958 AFSL No. 237905

RSE Licence No. L0002059

How to contact us:



Suncorp WealthSmart™
GPO Box 2585
Brisbane QLD 4001



1300 172 693



suncorpwealthsmart@suncorp.com.au



Customers – 13 11 55 and ask for ‘Super’
Suncorp Financial Planners, Authorised Representatives
and Independent Financial Advisers – 1800 066 745

www suncorp.com.au

